



Annual Report 2022-23





The Father of the Nation

Bangabandhu Sheikh Mujibur Rahman

Our Inspiration

Our Strength

From Editorial Desk

It is with great pleasure that we present the BEPZA Annual Report 2022-2023, marking another year of remarkable accomplishments and advancements. This report provides a comprehensive overview of BEPZA's milestones, key metrics, and strategic initiatives throughout the past fiscal year, making it accessible and engaging for all readers. Our goal is to offer a compelling narrative that accentuates BEPZA's substantial contributions to investment attraction, export earnings, product diversification, and employment generation, reaffirming our position as one of the nation's foremost organizations.

Under the visionary leadership of Hon'ble Prime Minister Sheikh Hasina, BEPZA has experienced remarkable growth. Her steadfast commitment to fostering Foreign Direct Investment (FDI) is exemplified by the approval of three new EPZs and the launch of the BEPZA Economic Zone at Bangabandhu Sheikh Mujib Shilpa Nagar. This new endeavor in Southeast Bangladesh holds the promise of unlocking further investment opportunities, thereby paving the way for sustained economic prosperity and bolstering BEPZA's position as a premier investment hub.

This Annual Report not only showcases BEPZA's financial success but also our broader contributions to national development. We have illustrated our progress through engaging graphs and thorough analyses of investment, export, and employment growth. Additionally, we highlight our pioneering endeavors in socio-economic development, women's empowerment, and corporate social responsibility (CSR), demonstrating our commitment to Sustainable Development Goals (SDGs) and adherence to the Annual Performance Agreement (APA).

The financial section of this report is meticulously crafted with lucid graphs, tables, and analyses, encompassing accounts analysis, financial statements, balance sheets, and EBITDA analysis. This achievement was made possible by the outstanding support from the Accounts & Finance, Investment Promotion, and Engineering Divisions of the Executive Office, along with the Zone Offices. We extend our heartfelt gratitude to them for their cooperation in ensuring the timely completion of this publication.

As BEPZA strides forward in the pursuit of building a prosperous Bangladesh, we remain steadfastly committed to setting trailblazing examples across various sectors, ensuring our sustained success and contribution to the national economy.

Executive Director
Public Relations



Index

Message	The Hon'ble Prime Minister of Bangladesh Principal Secretary to the Hon'ble Prime Minister Executive Chairman, BEPZA	5-9
Who we are	Who we are Vision, Mission & Objectives Incentives	10-12
New Investment Arena	BEPZA ushers in a new era of industrial transformation through its only EZ and three upcoming EPZs	13-16
Achievements	Performance in 2022-23 FY ■ New Agreements with BEPZA ■ Contribution to the Nation ■ Cumulative Statistics of Eight EPZs ■ Country wise Enterprises ■ Product wise Enterprises	17-22
Investment Promotion	Investment promotional tour to China ■ Seminar on 'Contemporary Global Economic Scenario' ■ Seminar in EPZs ■ BEPZA seeks investment from Japan and Italy	23-26
Environmental Sustainability	Central Effluent Treatment Plant ■ Renewable Energy ■ Cogeneration in Power Plant ■ Water Treatment Plant ■ Environment Lab ■ Go green	27-30
Workers Benefit and Social Sustainability	Compliance ■ WWA Election ■ Free Healthcare Services ■ Wage & Benefits ■ Daycare facilities ■ Awareness Campaign ■ Subsidized Education Facilities ■ Socio Economic Development & Women Empowerment	31-34
Smart Bangladesh 2041 & BEPZA	BEPZA's Key initiatives under Smart Bangladesh 2041 Sustainable Development Goals (SDGs) Annual Performance Agreement (APA)	35-37
Glance Tour on Zones	Quick look on 8 EPZs, BEPZA Economic Zone and upcoming 3 new EPZs	38-75
Financial Performance	Financial Analysis, Financial Statement, Financial Ratios, EBITDA Analysis, Observation	76-96
Photo Gallery		97-100



শেখ হাসিনা বিশেষ উদ্যোগ Sheikh Hasina Special Initiatives

শেখ হাসিনার নির্দেশ বিনিয়োগ বান্ধব বাংলাদেশ

**Sheikh Hasina's Instruction
Investment Friendly Bangladesh**

শেখ হাসিনার প্রতিশ্রুতি রপ্তানীর উর্ধ্বগতি

**Sheikh Hasina's Commitment
Exports' Enhancement**

শেখ হাসিনার প্রতিশ্রুতি নারী জাগরণে অগ্রগতি

**Sheikh Hasina's Commitment
Progress in Women's Empowerment**

শেখ হাসিনার নির্দেশ গড়ব সোনার বাংলাদেশ

**Sheikh Hasina's Vow
to Build Sonar Bangladesh**

بِسْمِ اللَّهِ الرَّحْمَنِ الرَّحِيمِ

PRIME MINISTER
GOVERNMENT OF THE PEOPLE'S REPUBLIC OF
BANGLADESH



Message



I am happy to learn that the Bangladesh Export Processing Zones Authority (BEPZA) is publishing its annual report for the 2022-23 fiscal year.

BEPZA is one of Bangladesh's successful Investment Promotion Agencies (IPA), which has contributed to our national economy in terms of investment and export.

Bangladesh is currently the 35th largest economy and one of the five fastest-growing economies in the world. The Awami League government has relentlessly been working to make Bangladesh one of the most preferred investment destinations in the world by creating a conducive business environment. We have business-friendly fiscal and non-fiscal policies and lucrative incentives. We are working further to reform the existing policies and introduce smart procedures with a view to making Bangladesh's investment environment more business-friendly. We are improving a few competitive areas, such as innovation, massive sustainable infrastructure, goods market efficiency, technological readiness, and business sophistication. At the same time, we are developing new industrial zones to provide better investment opportunities for local & foreign entrepreneurs. Our government has approved three more new export processing zones (EPZs) under BEPZA in the northern and southern parts of the country.

While emphasizing export growth, we are also giving due importance to fulfilling our domestic demand. Our government is setting up Economic Zones across the country so prospective investors can invest in export-oriented and domestic market-oriented industries. As a part of this, BEPZA is developing the 'BEPZA Economic Zone,' which is BEPZA's largest venture to establish a Smart Zone. I am delighted to know that BEPZA has already started receiving a huge response from local and foreign investors to invest in the BEPZA Economic Zone.

The Awami League government has been implementing Vision- 2041 and Delta Plan-2100 to take Bangladesh to new heights in the international arena and transform Bangladesh into a safe and peaceful home for the next generation.

It is appreciated that BEPZA, with its eight operational EPZs, has attracted USD 4.92 billion in investment, earned USD 86.11 billion from exports, and generated 3,00,000 new employments from January 2009 to June 2023.

We aim to transform Bangladesh into an industrialized, modern, prosperous, and smart nation by 2041. I am confident that BEPZA will play a significant role in achieving Vision-2041 to build a 'Sonar Bangla' envisioned by the Greatest Bangalee of all time, the Father of the Nation Bangabandhu Sheikh Mujibur Rahman.

I believe BEPZA's Annual Report will depict an overall investment environment of investment-friendly Bangladesh. I wish every success of BEPZA.

Joi Bangla, Joi Bangabandhu
May Bangladesh Live Forever.


Sheikh Hasina



Management



Board of Governors

Chaired by the Honourable Prime Minister



Executive Board

Headed by the Executive Chairman
Assisted by- Member (Investment Promotion),
Member (Engineering), Member (Finance)



Export Processing Zones/ BEPZA Economic Zone

Led by the Executive Director





Principal Secretary to the Prime Minister
Prime Minister's Office
Govt. of the People's Republic of Bangladesh



Message

I congratulate the Bangladesh Export Processing Zones Authority (BEPZA) for publishing its annual report for 2022-23.

Bangladesh is one of the fastest-growing economies and is on the verge of graduating to the status of a developing country in 2026. The prompt and pragmatic actions of the present government, lead by Hon'ble Prime Minister Sheikh Hasina, have ensured the progressive growth of Bangladesh's economy.

BEPZA, an organization under the Prime Minister's Office, is contributing remarkably to the economic development of the country by promoting investment in diversified manufacturing sectors, boosting export volume and generating employment, especially for women. With its investor-friendly policies & procedures, modern infrastructure and peaceful working environment, BEPZA has become a brand in the global business arena.

I am very glad that BEPZA has attracted a total of US\$ 6.43 billion in investment and exported goods worth US\$ 103.71 billion until June 2023. Eight EPZs of BEPZA have been contributing around 18% of the total national export for the last consecutive years. BEPZA has also created employment opportunities for about 5,00,000 Bangladeshi nationals, which is playing an important role in the socio-economic development of the country. According to the statistics, 86% of our total exports are based on ready-made garment (RMG) products. EPZs are not only producing traditional items but also introducing diversified products.

BEPZA Economic Zone (EZ), the largest ever venture of BEPZA, is getting an immense response from investors from all over the world. Till June 2023, BEPZA has signed land lease agreements with 20 foreign and local companies to invest in BEPZA EZ, with a proposed investment of US\$ 469.04 million. I am optimistic that the upcoming Patuakhali and Jashore EPZs will also draw similar attention from local & foreign investors and bring new heights to BEPZA's investment & export indexes.

I believe and hope that BEPZA will continue to play its role in building an investor-friendly environment in export processing zones.

I wish BEPZA further success in the days ahead.

Joi Bangla, Joi Bangabandhu
May Bangladesh Live Forever

M. Tofazzel Hossain Miah



Executive Chairman

BEPZA has attracted a total investment of US\$ 396.61 million and secured a total export earning of US\$ 7.84 billion in the FY 2022-23. This is a testimony of BEPZA's capability to creating an effective investment and export environment for the enterprises operating in 8 EPZs.

Prelude

Bismillahir Rahmanir Raheem.

It is my great pleasure to present to you the Annual Report of Bangladesh Export Processing Zones Authority (BEPZA) for the fiscal year 2022-23.

The global trade scenario during the fiscal year 2022-23 has been very challenging due to the economic crisis caused by the ongoing geo-political contentions, especially the US-China trade tensions and the Russia-Ukraine war. However, despite the adversities, BEPZA successfully achieved its annual targets of investment and export for the fiscal year 2022-23. I thank all officials of BEPZA and our esteemed investors & workers for their relentless efforts in achieving the investment and export targets.

During the fiscal year, BEPZA has attracted a total investment of US\$ 396.61 million and secured a total export earning of US\$ 7.84 billion. This is a testimony of BEPZA's capability to creating an effective investment and export environment for the enterprises operating in 8 Export Processing Zones (EPZs).

I endorse my sincere gratitude to the Hon'ble Prime Minister & the Chairperson of the BEPZA Board of Governors, H.E. Sheikh Hasina for her invaluable directives and guidance, which have been instrumental in the successful operation of the EPZs. I also express my appreciation to the members of the BEPZA Board of Governors for their unwavering cooperation.

With a view to building a socio-economically developed 'Sonar Bangladesh' the Government has formulated 'Vision 2031' and 'Vision 2041'. Sustainable economic growth is one of the pre-requisites towards achieving these visions. In line with these visions, BEPZA is also enhancing its capacity and capability to attract more investments, especially Foreign Direct Investment (FDI), to boost export earnings with product diversification and, thereby, contribute to the sustainable economic growth of Bangladesh.

New smart EPZs are being approved by the Government which are expected to be operational in next three years. Besides, development of our flagship project 'BEPZA Economic Zone (EZ)' is ongoing with full pace to be operational by the end of next year.

While BEPZA is developing new EPZs and EZ, it is also upgrading its existing EPZs with development of infrastructures, introduction of smart technologies, automation & simplification of operating procedures, one-stop services (OSS), and digital integration of operating processes with other agencies, etc. We firmly believe that, with these developments, BEPZA would be able to attract large investments from across the globe. Notably, BEPZA has already attracted a huge attention from many foreign investors to invest in its new EZ.

Over the last 43 years, BEPZA, by dint of its investor-friendly policies & facilities, has developed a brand image among the global investors. BEPZA's such achievement is attributed to its professional and dedicated members, who are committed round the clock to provide all sorts of supports to the EPZ enterprises. I thank all employees of BEPZA for their dedication and hard works.

I assure to continue our support to the valued investors in the days to come. At the same time, I extend a warm invitation to prudent investors who envision the future of businesses in this land of abundant investment opportunities.



Major General Abul Kalam Mohammad Ziaur Rahman, BSP, ndc, psc

Who we are

Bangladesh Export Processing Zones Authority (BEPZA), the pioneer investment promotion agency of the country, was established by the BEPZA Act 1980 which mandates BEPZA to develop, manage, and oversee the Export Processing Zones (EPZ) of the country.

Since its establishment, BEPZA has been instrumental in attracting and facilitating foreign and local investment in its EPZs. These efforts are aimed at boosting the country's exports and generating employment opportunities for the local workforce. BEPZA operates under the direct oversight of the Prime Minister's Office, with the Honourable Prime Minister serving as the Chairperson of the BEPZA Board of Governors, the authority's highest policymaking body.

BEPZA launched operations in 1983 by establishing its first EPZ at Chattogram. The impressive track record of the Chattogram EPZ spurred BEPZA to expand its footprint across the country. Since then, seven more EPZs have been established: Dhaka, Mongla, Cumilla, Uttara, Ishwardi, Karnaphuli, and Adamjee EPZ.

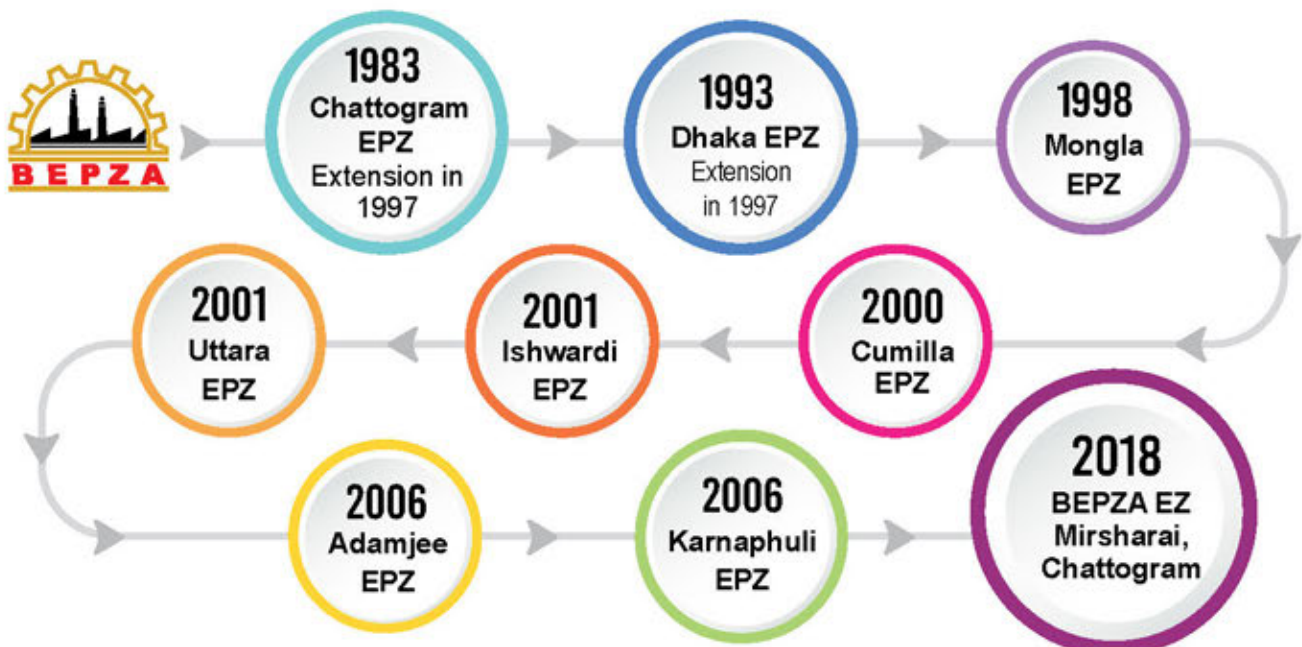
Building on the success of the EPZs, the Government took a visionary step to establish Economic Zones across the country. Hon'ble Prime Minister Sheikh Hasina made a forward-

thinking decision to position BEPZA as a key part of this new era. BEPZA Economic Zone, the most ambitious project yet of BEPZA, is being established at Bangabandhu Sheikh Mujib Shilpa Nagar in Mirsharai, Chattogram.

Boosted by both rising investor interest and commitment to socio-economic development, the Government has approved the establishment of three more EPZs in Patuakhali, Jashore, and Gaibandha districts under BEPZA.

Over the past four decades, BEPZA has established a remarkable track record, attracting investment from 37 countries to its nine zones consistently generating 18-20% of the country's annual exports. The enterprises of EPZ have created employment opportunities for half a million people, with a noteworthy two-thirds being women. These achievements solidify BEPZA's position as Bangladesh's most successful investment promotion agency.

The EPZs and EZ of BEPZA have become a hallmark of Bangladesh's economic development. The trailblazing achievements in product diversification, women empowerment, and green industrialization have significantly elevated Bangladesh's standing in the global business landscape.





Vision

To Become a Significant Contributor
for Economic Development of Bangladesh

Mission

Strengthen the economic base of
Bangladesh through

- Industrialization
- Promotion of Investment
- Boost up Export
- Generation of Employment
in the Export Processing Zones



Objectives

- Promotion of Local & Foreign Investment in EPZs
- Better Services to the Investors
- Boost up Export of EPZs
- Enhancement of Employment Opportunities including
Workers' Welfare in EPZs
- Transfer of Technology & Skill Development



Incentives

Fiscal

- 7 years Tax holiday for Uttara, Ishwardi and Mongla EPZ; first 03 years 100% exemption, next 03 years 50% exemption and last 01 year (7th) 25% exemption
- 5 years Tax holiday for Chattogram, Dhaka, Cumilla, Adamjee and Karnaphuli EPZ; first 02 years 100% exemption, next 02 years 50% exemption and rest 01 year (5th) 25% exemption
- 10 years Tax holiday for BEPZA EZ (Extent -100% (for 1st, 2nd, 3rd year), 4th year - 80%, 5th year - 70%, 6th year - 60%, 7th year - 50%, 8th year - 40%, 9th year - 30%, 10th year - 20%).
- Duty free import of raw materials, machinery, equipment and construction materials
- Duty free export of finished goods
- Relief from double taxation
- Exemption from dividend tax for tax holiday period
- Exemption from income tax on salaries of foreign technician for 3 years (Project approved before March 22, 2009), For BEPZA EZ, exemption from Income Tax on the income of expatriate for 3 years (50% Exemption)
- Duty free import of two / three vehicles for A & B Type industries subject to certain conditions (Project approved before March 22, 2009). For BEPZA EZ: Exemption of Customs Duty, Regulatory Duty, VAT, Supplementary Duty for import of vehicles (up to 2000 cc, one sedan car and one microbus/pick up van/ double cabin pick up)
- Full repatriation of profit, capital and establishment

One Stop Facilities

- BEPZA offers One Window Same Day service through automation and OSS centre
- Simplified Project Approval procedure
- Work Permits issued by BEPZA
- Import Permit, Export Permit, Sub-contract Permission etc. issued by BEPZA within the same day through Automation system
- Customs clearance at the factory site
- Investors are required to deal only with BEPZA for Investment and all other operational needs
- Services related to other agencies have been provided from Central OSS Authority of BEPZA Executive Office and 08 Regional OSS center of EPZs

Non-Fiscal

- No ceiling on foreign and local investment
- 100% foreign ownership permissible
- Enjoys GSP benefits in EU countries, UK, Japan, Australia, Canada
- Foreign currency loan from abroad under Off-Shore Banking Unit (OBU) facilities
- Medium/long term external borrowing facilities
- Non-Resident Foreign Currency Deposit (NFCD) allowed for 'A' Type industries
- Operation of FC account by 'B' and 'C' Type industries allowed
- 100% backward linkage, raw materials, accessories are allowed to sell for export oriented industries inside and outside EPZs
- 10% sale of finished products except garments; sale of defective finished goods and surplus raw materials to Domestic Tariff Area (DTA) is allowed. For BEPZA EZ it is 20%.
- Import and Export on CM / CMP / CMT basis allowed
- Intra / inter zone Sub-contracting and transfer of goods allowed
- Sub-contracting with export oriented industries of outside EPZ allowed
- No UD (Utilization Declaration), IRC (Import Registration Certificate), ERC (Export Registration Certificate) required

Support Services

BEPZA provides ongoing support to investors even after their businesses are established in the EPZs and EZ. This includes resolving any operational issues, facilitating expansion, and assisting with compliance matters. Dedicated branches of Bank, Courier, Post Office, C&F Agent, Shipping Agent, Customs Office, Police Station etc. are set up in EPZs areas to provide access or essential services.

New Investment Arena

BEPZA ushers in a new era of industrial transformation through its only EZ and three upcoming EPZs



BEPZA

Ushers in a new era of industrial transformation through its only
EZ and three upcoming EPZs

A range of countries, such as China (including Hong Kong), the USA, South Korea, the Netherlands, and Canada, have signed agreements with BEPZA, solidifying the zone's appeal on the global stage

Bangladesh is embarking on a groundbreaking journey towards economic transformation fueled by the visionary leadership of the Honourable Prime Minister Sheikh Hasina. Her forward-thinking decision has granted BEPZA to establish its only Economic Zone. In addition, the strategic decision of establishing three new EPZs in Patuakhali, Jashore and Gaibandha districts signifies the government's unwavering commitment to igniting significant economic and social progress in these areas.

BEPZA EZ-a rising star in industrial landscape

The BEPZA Economic Zone (BEPZA EZ) covering 1138.55 acres of land at the Bangabandhu Sheikh Mujib Shilpa Nagar in Mirsharai, Chattogram has emerged as a promising industrial hub. Beyond domestic investors, a range of countries, such as China (including Hong Kong), the USA, South Korea,





An under construction factory building of BEPZA EZ

the Netherlands, and Canada, have signed agreements with BEPZA, solidifying the zone's appeal on the global stage.

The zone is poised to become a hub of diversified production, encompassing a wide range of products: footwear and accessories, garments and garment accessories, tents and camping equipment, luggage and fashion bag accessories, hair care products and accessories, lubricating oils, disposable cutlery, medical supplies, active pharmaceutical ingredients, mattresses, etc.

BEPZA EZ is positioned as a smart, green zone thanks to its vision incorporating extensive green spaces, a central reservoir, and

dedicated service lanes. The commencement of construction activities by several companies signifies the transformation of this untapped coastal area to a thriving industrial hub.

Three new EPZs-signifies BEPZA's commitment to balance development

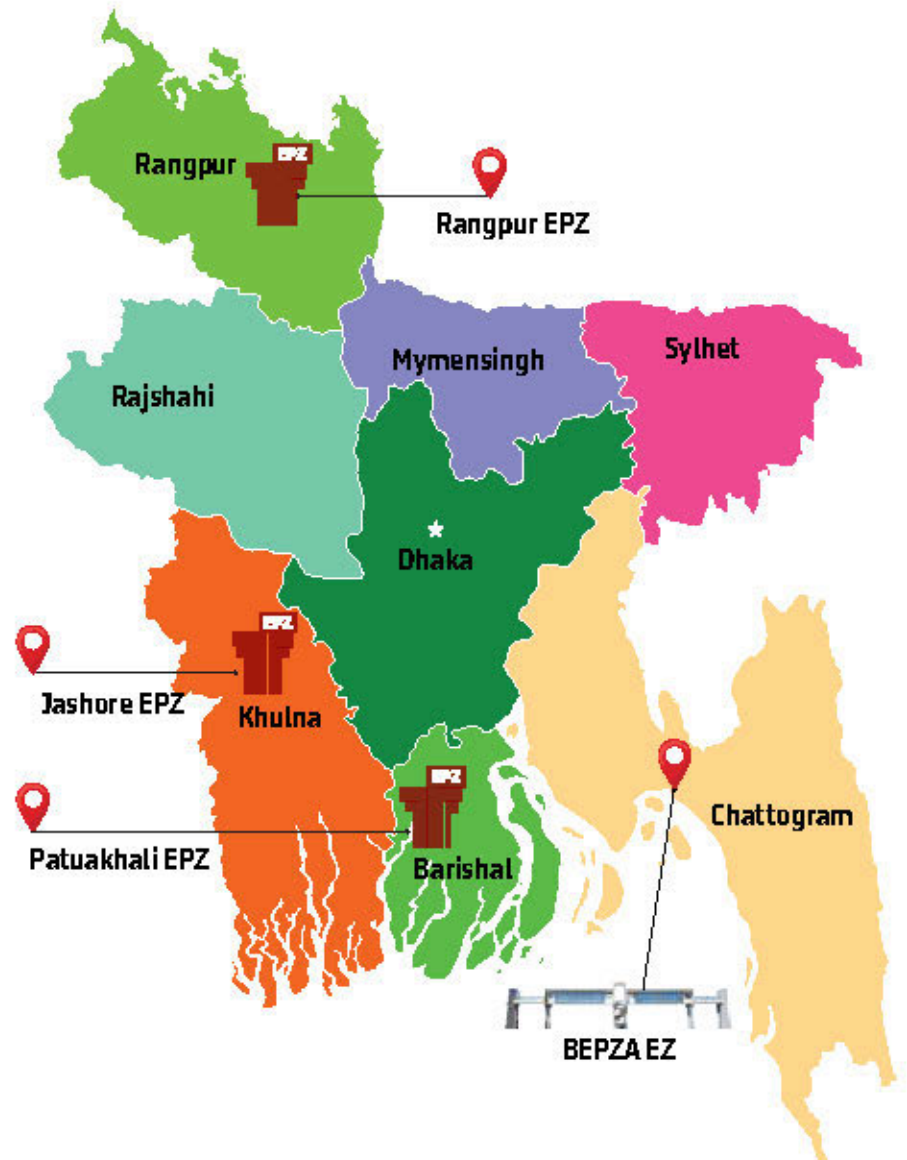
Patuakhall EPZ, strategically situated close to crucial maritime infrastructure like ports and airports, is poised to become a magnet for substantial investments. This 418.01 acres zone is projected to attract a staggering US\$ 1530 million in investment and generate a remarkable US\$ 1836 million in annual exports creating opportunities of an estimated 100,000 direct jobs.



Jashore EPZ, spanning 565.87 acres in Abhaynagar Upazila, envisions itself as a catalyst for economic revitalization. This zone aims to breathe new life into the previously neglected Bhabadaha Bill area, transforming it into a thriving economic hub. With a projected US\$ 2 billion in investment and US\$ 2.4 billion in annual export revenue, Jashore EPZ is poised to create a staggering 150,000 direct employment opportunities.

Rangpur EPZ, located in Gaibandha and encompassing 470.5 acres, is set to become a cornerstone of development for the northern region. This zone is anticipated to attract significant investment and enrich the export basket of the country. The establishment of Rangpur EPZ is projected to create 100,000 direct employment opportunities.

The collective impact of Patuakhali, Jashore, and Rangpur EPZ is projected to be monumental, creating a ripple effect that will undoubtedly contribute substantially to Bangladesh's journey towards long-term economic prosperity.



Achievements

Performance in 2022-23 FY

New Agreements with BEPZA

Contribution to the Nation

Cumulative Statistics of Eight EPZs

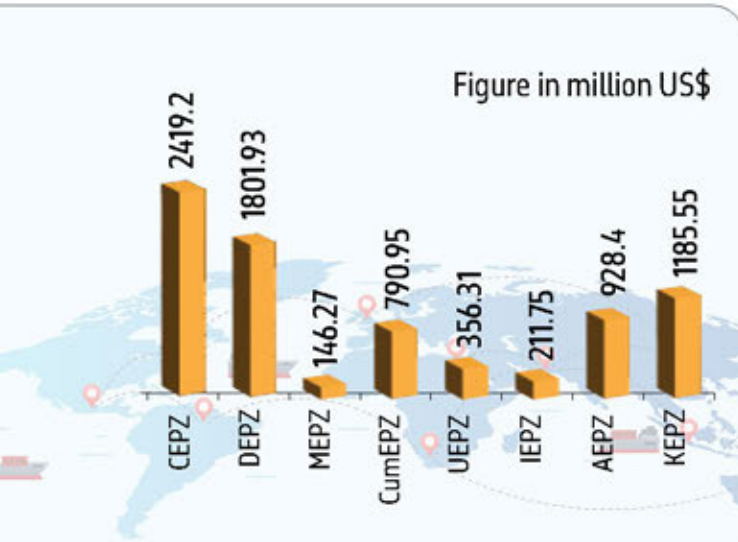
Country wise Enterprises

Product wise Enterprises



Performance in 2022-23 FY

BEPZA has achieved positive growth in the FY 2022-2023 in terms of investment and export against the APA target. BEPZA gained US\$ 396.61 million actual investment against the target of US\$ 330 million and exported goods worth of US\$ 7840.37 million against the target of US\$ 7200 million. However, BEPZA signed lease agreements with 27 companies during this time.



Export

Earned US\$ 7840.37 Million

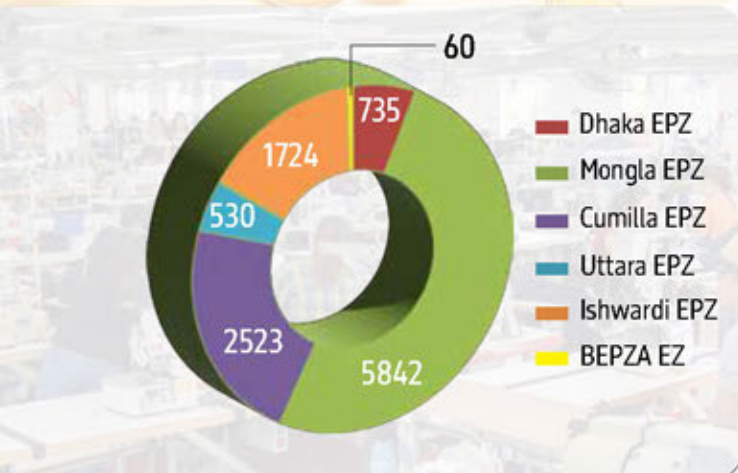
The enterprises of EPZs have exported goods worth US\$ 7840.37 million in the recent FY 2022-23. Export earnings from Chattogram EPZ stands at US\$ 2419.20 million while that of Dhaka EPZ US\$ 1801.93 million, Mongla EPZ US\$ 146.27 million, Cumilla EPZ US\$ 790.95 million, Uttara EPZ US\$ 356.31 million, Ishwardi EPZ US\$ 211.75 million, Adamjee EPZ US\$ 928.40 million and Karnaphuli EPZ US\$ 1185.55 million.



Investment

Achieved US\$ 396.61 Million

US\$ 396.61 million have been invested in the 8 EPZs and BEPZA EZ of the country during fiscal year 2022-23. Of the total amount, Chattogram EPZ gained US\$ 86.63 million, Dhaka EPZ US\$ 60.56 million, Mongla EPZ US\$ 60.99 million, Cumilla EPZ US\$ 50.23 million, Uttara EPZ US\$ 11.79 million, Ishwardi EPZ US\$ 35.32 million, Adamjee EPZ US\$ 51.32 million, Karnaphuli EPZ US\$ 29.62 million and BEPZA EZ US\$ 10.16 million.



New Job Opportunity

11,414 Bangladeshi Nationals

11,414 Bangladeshi nationals got employment opportunity in the operating industrial units of EPZs and BEPZA EZ during July 2022 - June 2023. Among them, 735 in Dhaka EPZ, 5842 in Mongla EPZ, 2523 in Cumilla EPZ, 530 in Uttara EPZ, 1724 in Ishwardi EPZ and 60 in BEPZA Economic Zone. No addition in Chattogram, Adamjee & Karnaphuli EPZ.

New Agreements with BEPZA

BEPZA has proactively extended invitations to both local and foreign investors for the implementation of Vision 2041, resulting in a substantial investment proposal amounting to US\$ 598.23 million during the fiscal year 2022-23. This commitment is solidified through the formalization of 27 lease agreements in the mentioned fiscal year. This wave is anticipated to spur job creation and boost exports, signifying a pivotal achievement in the nation's economic advancement.

New companies in 8 EPZs -

16 new companies signed lease agreements with BEPZA to set up industries in 8 EPZs in FY 2022-23.

Proposed Investment:
US\$ 309.88 M

Proposed Employment:
30,647 nos.

Countries: Canada, China (including Hong Kong and Taiwan), South Korea, and Bangladesh

Products: High-end RMG, Sportswear, Shoe Accessories, Tent, Sleeping Bag, Textile, Bag & Luggage, Backpack, RMG Accessories, Yarn, Jewelry.

New companies in BEPZA EZ -

11 new companies signed lease agreements with BEPZA to set up industries in BEPZA Economic Zone at Bangabandhu Sheikh Mujib Shilpa Nagar, Mirsharai, Chattogram in FY 2022-23.

Proposed Investment:
US\$ 288.35 M

Proposed Employment:
44,282 nos.

Countries: China (including Hong Kong), Sri Lanka, British Virgin Island and Bangladesh

Products: High-end RMG, RMG Accessories, Lingerie, Shoe Accessories, Paper & Packing Items, Hospital Products, Artificial/Manmade Fabric, Cashew nut Kernel & Cashew nut Shell Liquid.

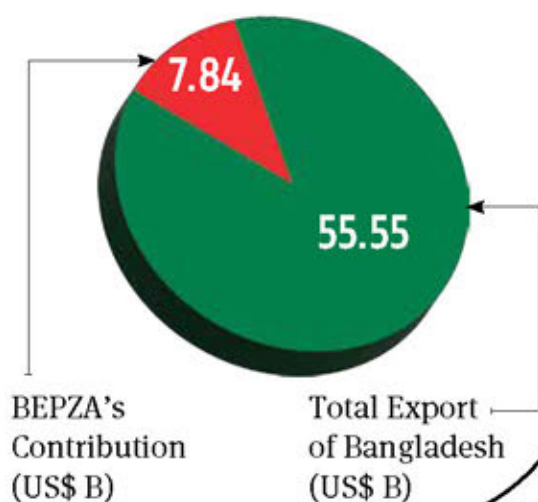


BEPZA Executive Chairman along with high officials discussing with the investors after signing an agreement

Contribution to the Nation

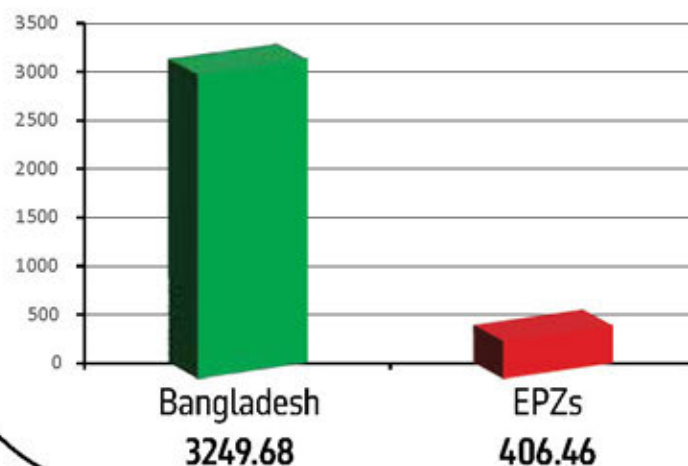
National Export

BEPZA's success can be attributed to the expansion from 449 operating industries of eight EPZs. With around half a million contented workers in these zones accounted for 14.11% of the total national exports in FY 2022-23.



National FDI

BEPZA has been playing a pivotal role in attracting Foreign Direct Investment (FDI) to the country, serving as a crucial driver of economic growth and development. The contribution of BEPZA-facilitated FDI to the nation's total FDI inflows is substantial, accounting for an impressive 12.50% - a testament to the authority's effectiveness in creating an attractive investment climate.



Source: Foreign Investment & External Debt (FIED) Cell, Statistics Department, Bangladesh Bank

Cumulative Statistics of Eight EPZs (up to June 2023)

EPZ	Industry		Investment (US\$ M)	Export (US\$ M)	Employment (nos.)
	In Op. (nos.)	U/Impl. (nos.)			
Chattogram EPZ	144	11	2,036.08	40,531.76	1,72,880
Dhaka EPZ	88	4	1,737.34	34,381.16	79,045
Adamjee EPZ	48	11	720.84	7,794.52	56,667
Cumilla EPZ	49	4	563.73	5,554.03	50,086
Karnaphuli EPZ	42	6	723.28	10,492.30	72,132
Ishwardi EPZ	21	19	243.34	1538.91	18,002
Mongla EPZ	33	9	168.71	1116.88	14,468
Uttara EPZ	24	6	233.56	2302.39	33,017
BEPZA EZ	-	21	10.16	-	60
Total	449	91	6,437.04	1,03,711.96	4,96,357

Country wise Enterprises (Up to June 2023)

Country	Enterprise (nos.)	Investment (US\$ M)	Employment (nos.)
Bangladesh	148	1,857.58	1,10,555
South Korea	63	1,041.32	86,245
China (including Hong Kong and Taiwan)	102	1,332.15	1,28,231
Japan	30	592.72	17,203
India	19	220.60	32,416
United Kingdom	18	268.06	25,784
U.S.A.	16	270.87	27,401
Canada	10	159.93	5,443
Sri Lanka	6	196.56	19,210
Malaysia	5	38.03	2,712
Netherlands	5	56.28	5,500
Germany	4	40.55	3,582
Indonesia	3	22.33	933
Pakistan	3	47.66	6,805
British Virgin Island	2	115.31	9,232
Singapore	2	27.98	185
Spain	2	5.77	274
Belgium	1	12.41	458
Cayman Island	1	19.24	978
France	1	10.12	92
Ireland	1	14.84	2,614
Malta	1	6.60	900
Marshal Island	1	22.20	495
Romania	1	19.69	5,379
Thailand	1	0.23235	-
U. A. E.	1	2.00	903
Ukraine	1	8.14	744
Australia	1	3.15	71
Denmark	-	8.04	-
Italy	-	12.52	-
Turkey	-	1.58	-
Total	449	6,437.04	4,96,357

Product wise Enterprises (Up to June 2023)

Product	Enterprise (nos.)	Investment (US\$ M)	Employment (nos.)
Garments	141	2,703.87	3,27,686
Garment Accessories	86	846.52	16,031
Miscellaneous	36	257.29	20,331
Textile	29	788.68	23,975
Footwear & Leather goods	24	368.36	34,201
Knitting & other Textile products	23	375.68	16,205
Electronics & Electrical goods	17	191.22	3,769
Tent	15	179.55	18,311
Plastic goods	14	106.48	4,559
Service Oriented Industries	11	59.27	1,133
Metal Products	10	43.69	1,588
Terrytowel	7	29.15	1,895
Caps	5	72.55	6,748
Luggage	5	33.76	8,711
Agro Products	4	2.46	15
Chemical & Fertilizer	4	14.23	104
Jute Products	4	33.69	802
Paper Products	4	5.11	172
Furniture	2	34.76	930
Power Industry	2	161.96	187
Toys	2	59.96	5,282
Yarn	2	15.32	362
Fishing Reel & Golf Equipment	1	45.13	1,252
Shoes Accessories	1	4.53	96
Surgical Towels & Sponges	0	1.26	-
Total	449	6,437.04	4,96,357

Investment Promotion

Investment promotional tour to China

Seminar on 'Contemporary Global Economic Scenario'

Seminar in EPZs

BEPZA seeks more foreign investment in the EPZs





Executive Chairman answers the questions made by the prospective investors at the end of the seminar

Investment promotional tour to China

In a strategic move to bolster Foreign Direct Investment (FDI) in Bangladesh, BEPZA conducted investment promotional seminars in China during FY 2022-23. This tour aimed to attract Chinese investors to EPZs and BEPZA Economic Zone (EZ) in line with the government's vision of transforming Bangladesh into a hub for investment.

BEPZA, with the support & assistance of the consulate in Hong Kong and the Embassy in Beijing, arranged seminars in three major cities of China i.e Hong Kong, Guangzhou & Suzhou titled 'Investment Opportunities in the EPZs and EZ of BEPZA, Bangladesh'.

During the tour held on 18-27 June 2023, BEPZA

highlighted various incentives and facilities provided to the investors of EPZs and BEPZA EZ. In addition, BEPZA emphasized Bangladesh's strategic location as a gateway to regional markets such as India and Southeast Asia, making it an ideal base for Chinese businesses looking to tap into these markets.

This promotional tour to China was successful and BEPZA received positive feedback from the Chinese investors to explore investment opportunities in Bangladesh. The tour showcased the potential for growth and collaboration between the two countries, paving the way for increased FDI and economic development.



BEPZA gets positive response from the prospective Chinese investors

Challenges and way forward for EPZ enterprises in Bangladesh

Bangladesh should emphasize creating competitiveness to keep the country's economy strong from the current global economic downturn. Expansion of exports, product diversification, exploring new markets, signing bilateral and multilateral trade agreements, increasing production and export of Man-Made Fibers (MMF) should be given importance to maintain economic growth even after graduating from the Least Developed Countries (LDC) in 2026.

The speakers made these opinions at the seminar titled 'Contemporary Global Economic Scenario: Challenges and Way Forward for EPZ Enterprises in Bangladesh' organized by BEPZA on 09 February 2023 at BEPZA Executive Office, Dhaka. Principal Secretary to the Honorable Prime Minister M. Tofazzel Hossain Miah graced the seminar as the Chief Guest.

Dr Mohammad Abdur Razzaque, Chairman of Research & Policy Integration for Development (RAPID) presented the keynote paper titled

"From Headwinds to Opportunities: Charting a Path to Export Success Through Global Turbulence". Hossain Ahmed, Member (Customs Export, Bond & IT), NBR; Mohammad Iftekhar Awal Bhuiyan, Additional Director, Bangladesh Bank and President of Bangladesh EPZ Investors Association (BEPZIA) S. M. Khan contributed as the panel speakers in the seminar.

BEPZA Executive Chairman Major General Abul Kalam Mohammad Ziaur Rahman, BSP, ndc, psc, in his welcome speech, depicted the impact of the post-COVID situation and Russia-Ukraine war on the EPZ sector and requests to find out the possible ways to use the opportunities created by the economic uncertainty.

Member (Investment Promotion) Ali Reza Mazid moderated the seminar where High officials & the chief of different Government departments & organizations related to investment and export, foreign & local investors of EPZs & their representatives participated.



Principal Secretary to the Hon'ble Prime Minister sharing his insights as the Chief Guest at the seminar

The EPZs organize seminars to attract investment

The EPZs under BEPZA organized seminars throughout fiscal year 2022-23 aiming to attract more investment in the upcoming 3 new EPZs and BEPZA EZ. The government envisioned to transform Bangladesh into a smart country by 2041. One of the major focuses of the seminars, aligning with this vision, was to transform EPZs of the country into smart EPZs by attracting foreign investment to drive economic growth and development. Investors and their representatives, BEPZA's stakeholders, representatives of the local administrations, customs house participated in these interactive seminars held at Chattogram EPZ, Karnaphuli EPZ, Ishwardi EPZ, Cumilla EPZ, Dhaka EPZ and Uttara EPZ.

BEPZA seeks investment from Japan and Italy

Foreign Direct Investment (FDI) plays a crucial role in bolstering a country's economic development. To boost up Bangladesh's economic scenario, BEPZA seeks investment from different countries, whether by arranging



Member (IP) speaking at the seminar

seminar in home and abroad or by urging during any visit by the foreign delegates to EPZs. As such, BEPZA urged the ambassadors of Japan and Italy to invest more in the EPZs.

Ambassador of Japan Mr. Ito Naoki and the Ambassador of Italy Mr. Enrico Nunziata visited Uttara EPZ led by the Foreign Secretary (Senior Secretary) of the Government Mr. Masud Bin Momen. During the trip Mr. Momen commended BEPZA for its significant contribution to national export and he also urged the ambassadors to work towards attracting more investment to Bangladesh, highlighting the country's liberal investment policy and attractive incentives for foreign investors.



Peaceful working atmosphere is one of the driving forces to attract investment in the EPZs

Environmental Sustainability

Central Effluent Treatment Plant

Renewable Energy

Cogeneration in Power Plant

Water Treatment Plant

Environment Lab

Go green



With the recent trend of global climate change and its effect on the earth coupled with the worldwide environment concerned, eco-friendly manufacturing hubs are the demand of time from both buyers and consumers. BEPZA is ensuring the economic development of the country as well as taking part in environmental protection in the EPZs. The EPZ enterprises of Bangladesh have reached a unique height by setting up eco-friendly green industries. Operations of several world-class CETPs, WTPs, and above all, the commitment to nature made it easier to establish environment-friendly manufacturing hubs.

Central Effluent Treatment Plant

BEPZA gives utmost importance to ecological balance apart from the socio-economic development of the country. The authority set up Central Effluent Treatment Plant (CETP) in Dhaka, Chattogram, and Cumilla EPZ to mitigate environmental footprint while aligning with global efforts towards Sustainable Development Goals. These CETPs are treating

the liquid waste of the factories by removing the toxic and non-toxic materials or chemicals from it and minimizing the adverse impact on aquatic ecosystems, ensuring cleaner water for both human and wildlife. It is a step towards safeguarding our planet's natural resources for future generations.



CETP of Dhaka EPZ treats the liquid waste of the factory



BEPZA Executive Chairman observing rooftop solar panel set up in a factory of CEPZ

Renewable Energy

BEPZA always encourages its valued investors of EPZs to generate and use renewable energy in the production process as an alternative to fossil fuel. Consequently, enterprises are increasingly turning to solar plants to meet a part of their power needs. BEPZA has taken initiatives to install 2.75 MWp rooftop solar panels on its factory buildings, operational office buildings and residential buildings, etc. Enterprises of BEPZA also installed rooftop solar on their own factory buildings. BEPZA is producing around 4.58 MWp electricity from the installed rooftop solar panels while producing another 4.06 MWp is under process by the EPZ enterprises. However, BEPZA has also introduced solar streetlights in EPZs.

Recently some initiatives have taken by the EPZ investors made a difference, not only for EPZ industries but also for others in the country. A few such initiatives are the installation of solar plants on the rooftop of Universal Jeans Ltd. and the setting up wind turbines by Midas Safety Bangladesh Ltd. of Chattogram EPZ.

Cogeneration in Power Plant

Cogeneration, or combined heat and power (CHP), is a smart solution for enhancing energy efficiency and reducing carbon emissions. Recognizing its

potential, BEPZA has embarked on a pioneering initiative to foster cogeneration power plants in Dhaka and Chattogram EPZ where two gas-based power plants generate electricity with a collective capacity of 200 MW.

The waste heat from the exhaust gas of the power plants is captured to create steam, which is then supplied to various industrial units inside the EPZs through pipelines. Industries utilize this supplied steam for production purposes, eliminating the need to operate separate boilers and reducing fossil fuel consumption. Thus, the cogeneration of steam alongside electricity in conventional power plants of Dhaka and Chattogram EPZs significantly reduces environmental pollution and carbon emissions.



Generated steam supplies to industrial units of EPZs through pipeline

Water Treatment Plant

BEPZA has allowed few companies to set up Water Treatment Plants (WTP), as service oriented industry, in five EPZs including Adamjee, Karnaphuli, Mongla, Ishwardi, and Cumilla EPZ to meet the demand of water required for production activities. In fiscal year 2022-23, a Bangladeshi company set up a WTP in Chattogram EPZ to solve the water crisis of this zone permanently. The aim of building this plant is to collect water from the nearby Karnaphuli River through reverse osmosis method and send it to the factories after purification to reduce the dependency on underground water. Besides, roadside lakes will be used to store rainwater during monsoon and excess water will be pumped below the ground so that this water can be pumped up again in dry season and purified for factory use. Like this, BEPZA is working to reduce the use of underground water to zero level in all EPZs in phases to lessen the negative impact on the environment.

Environment Lab

BEPZA operates two Green Environmental Laboratories at CEPZ and DEPZ to

provide the highest value and quality of environmental testing, quality of drinking water, air, soil, hazardous materials etc.

Go Green

BEPZA has taken greenery activities with an aim to build a sustainable environment in the EPZs. As a part of these initiatives, EPZs have arranged tree plantation programs round the year and planted different types of saplings in the zones. Moreover, the authority always encourages its investors to reduce the consumption of natural resources as much as possible and invest in green initiatives to boost global buyers' confidence.

BEPZA has also made remarkable progress in green initiatives as the EPZs host a significant number of Leadership in Energy and Environmental Design (LEED) certified factories. These LEED-certified factories not only reduce the environmental impact of the industrial sector but also enhance the global competitiveness of Bangladesh. Vintage Denim Studio, the country's first LEED platinum-certified factory established in Ishwardi EPZ, is a role model for other factories.



Workers Benefit and Social Sustainability

Compliance

WWA Election

Free Healthcare Services

Wage & Benefits

Daycare Facilities

Awareness Campaign

Subsidized Education Facilities

Socio Economic Development
& Women Empowerment



Maintaining a strong relationship with employees tends to result in greater productivity, quality, less safety risks, and greater profitability. BEPZA stresses building better relationships with workers which leads them to be more loyal to their industry. The EPZ investors go beyond profit generation by contributing to the wellbeing of around half a million workers and supporting vulnerable communities, society, and the environment. BEPZA, alongside its esteemed investors, consistently implements a range of impactful social programs that benefits people, society, and the planet throughout the year.

Compliance

BEPZA maintains almost 100% compliance following the country's rules and regulations, and buyer's requirements by providing welfare services, workplace protection, workplace conditions, health care, maternity leave, insurance facility, education for their children, and much more. Overseeing the

compliance matters in the EPZs is the routine work of the Counselor cum Inspectors (Social & Environmental) along with the Industrial Relations Department's officers of concerned zones. BEPZA works round the year to mitigate the disputes of the workers and maintain a sound working environment in the EPZs.



Workers casting votes to elect their representatives

WWA Election

The EPZ workers have the right to form Workers' Welfare Association (WWA) according to the 'Bangladesh EPZ Labour Act 2019'. The workers elected their representatives to negotiate with the employer on wages, working hour & other terms and conditions of employment. The elected representatives of WWA mainly act as CBA of the concerned factories. During the fiscal year 2022-

2023, the workers of 16 enterprises of Cumilla, Ishwardi, Chattogram, Dhaka, and Adamjee EPZ have elected their representatives of WWA by secret ballot for three years. Among the 449 operating enterprises of EPZs, 288 enterprises formed WWA and Participatory Committee (PC) as of 30 June 2023. BEPZA officials monitor the total election process in every aspect.



EPZs workers get free healthcare service from medical centers

Free Healthcare Services

Through collaboration with investors, hospitals and medical centers have been established in all EPZs, providing free medical services including medication, health screenings, and treatment. Additionally, many enterprises within the zones have set up their own medical centers, offering first-aid treatment readily accessible to workers. This two-pronged approach ensures comprehensive healthcare protection for the entire EPZ workforce.

Wage & Benefits

EPZ workers enjoyed a premium wage over non-EPZ enterprises. They get their wage and other benefits on time according to the existing EPZ Laws, rules, and regulations. Minimum wages and other benefits have been increased 3 times;

60% in 2010, 67% in 2013 & 47% in 2018. Workers also enjoy a 10% of annual increment on basic. They also get house rent, conveyance, overtime benefits, festival bonus, compensation, provident fund, group insurance, encasement of earned leaves, etc. They get food and transport facilities or allowances in addition to the above. Most importantly, female workers of the EPZs get maternity leave with full wages as per the provision of EPZ Labour Act.

Daycare Facilities

Recognizing the significant number of female workers in EPZs, BEPZA actively encourages the establishment of daycare centers within enterprises. This enables working parents to focus on their jobs knowing that their children are being cared for in a safe and nurturing environment. Many of BEPZA's valued investors have already implemented daycare centers as part of their CSR efforts.

Awareness Campaign

BEPZA, in collaboration with EPZ enterprises, regularly organizes various awareness programs for workers. These programs cover crucial topics such as fire safety, dengue prevention, environmental cleanliness, safe motherhood, and financial management.



Daycare facilities enable working parents to focus on their job

Subsidized Education Facilities

BEPZA, often in association with its esteemed investors, plays a significant role in providing affordable and quality education opportunities for the children of EPZ workers. BEPZA Public Schools and Colleges, currently operating in seven out of eight EPZs, offer subsidized tuition fees of nearly 50%, making education more accessible. This initiative not only improves the overall literacy rate but also empowers future generations by helping to break the cycle of poverty.

Socio Economic Development & Women Empowerment

BEPZA is one such organization that has been at the forefront of promoting industrialization, foreign investment, and employment opportunities, particularly for women. EPZs under BEPZA play a crucial role in driving socio-economic development by attracting foreign investment, promoting industrialization, and creating job opportunities for the local workforce. The presence of EPZs stimulates



BEPZA offers subsidized tuition fees, making education more accessible

economic activities in surrounding areas, creating a ripple effect that boosts the overall socio-economic development of the country. BEPZA has been instrumental in promoting women empowerment and gender equality in the workplace. The authority has implemented various initiatives to support women in EPZs, including skill development programs, awareness campaigns, and advocacy for equal pay and opportunities. BEPZA works closely with stakeholders, including businesses, government agencies, and non-profit organizations, to create a supportive ecosystem for women to excel in their careers.



Job opportunities created by the EPZ, especially for women, contributes a lot in socio-economic development

Smart Bangladesh 2041 & BEPZA

BEPZA's Key initiatives under
Smart Bangladesh 2041

Sustainable Development Goals (SDGs)

Annual Performance Agreement (APA)



Smart Bangladesh is a vision and policy of the Government of Bangladesh to build a digitally enabled, smarter, and more sustainable country. It aims to leverage the power of technology to improve the quality of life for all citizens, create new economic opportunities, and drive sustainable development. Bangladesh has set four strategic pillars: Smart Citizens, Smart Government, Smart Economy, and Smart Society to achieve the vision of Smart Bangladesh. BEPZA is playing a pivotal role in this transformation by serving as hub of industrialization, technological innovation, and economic growth.

BEPZA's Key initiatives under Smart Bangladesh 2041

BEPZA is working to make its EPZs into the smart zone. The authority is upgrading its existing EPZs with state-of-the-art infrastructure, introducing smart technologies, automation & simplification of operating procedures, One Stop Service (OSS), and digital integration of operating processes with other agencies. The services are also being digitalized to make it easy & transparent for the investors as a continuous process. The authority is working to integrate Automated System for Customs Data (ASYCUDA) World System. This computerized customs management system covers most foreign trade procedures with the Process Automation System of BEPZA. BEPZA also initiates the Vehicle Management System (VMS) of EPZs to monitor the entry and exit of empty and loaded vehicles of the EPZ.

BEPZA invests in skill development to create a workforce ready for the future. During the FY 2022-23, BEPZA organizes different workshop and training for them. They were informed on how to deal with the challenges of the 4th Industrial Revolution and how the EPZ industries can get maximum benefit from 4IR. To ensure the rights and privileges of the workers, BEPZA also arranged training program on the EPZ Labour Act 2019.

BEPZA is committed to ensuring environmental sustainability. The authority entered into the renewable energy era emphasizing to generate and use of electricity from renewable sources to reduce dependency on conventional sources of power.

BEPZA Executive Chairman observing smooth operations of EPZ's vehicle management system.



Sustainable Development Goals (SDGs)

Bangladesh has been working to achieve the Sustainable Development Goals (SDGs) set by the United Nations, focusing on economic growth, social inclusion, and environmental sustainability. BEPZA, as one of the key performers of this effort, plays a crucial role in promoting industrialization, creating employment opportunities, and boosting exports in the country.

BEPZA's role in sustainable development is significant as it not only contributes to economic growth but also ensures social development by providing decent work opportunities and promoting gender equality. Additionally, BEPZA's initiatives in promoting

environmentally friendly practices within the export processing zones are crucial for achieving the environmental sustainability aspect of the SDGs.

BEPZA provides quality education through BEPZA Public Schools & Colleges to the children of the workers & employees. Besides, the authority, with the collaboration of the enterprises, ensures good health for the workers by providing hygienic food in the factory canteen. BEPZA emphasizes using natural resources for energy production through solar panels and other renewable sources in the zone. Thus, BEPZA is performing its assigned role from its position to achieve the goals of SDGs.

Annual Performance Agreement (APA)

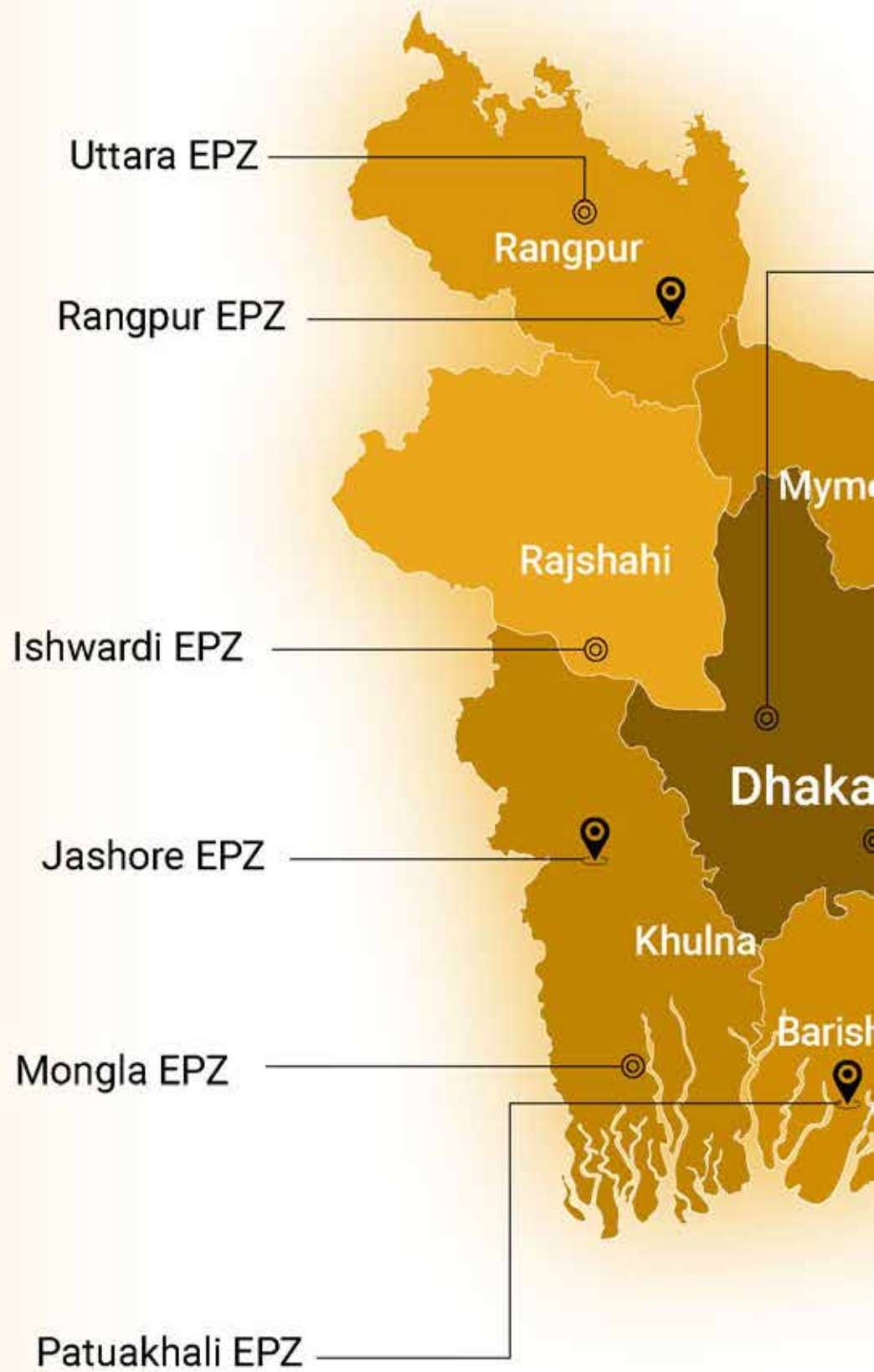
The Prime Minister's Office (PMO) and BEPZA have signed APA for the Fiscal Year 2022-23 for the consecutive ninth time to ensure institutional transparency, accountability, proper utilization of resources and enhance institutional efficiency. Under this agreement, BEPZA set its target regarding attracting new foreign

investment, increasing export volumes to create new jobs, and ensuring proper compliance with worker and environmental regulations within the EPZs. BEPZA sets specific targets and performance indicators to achieve within a given timeframe. Mentionable, BEPZA has been successfully meeting APA targets for the past few years.



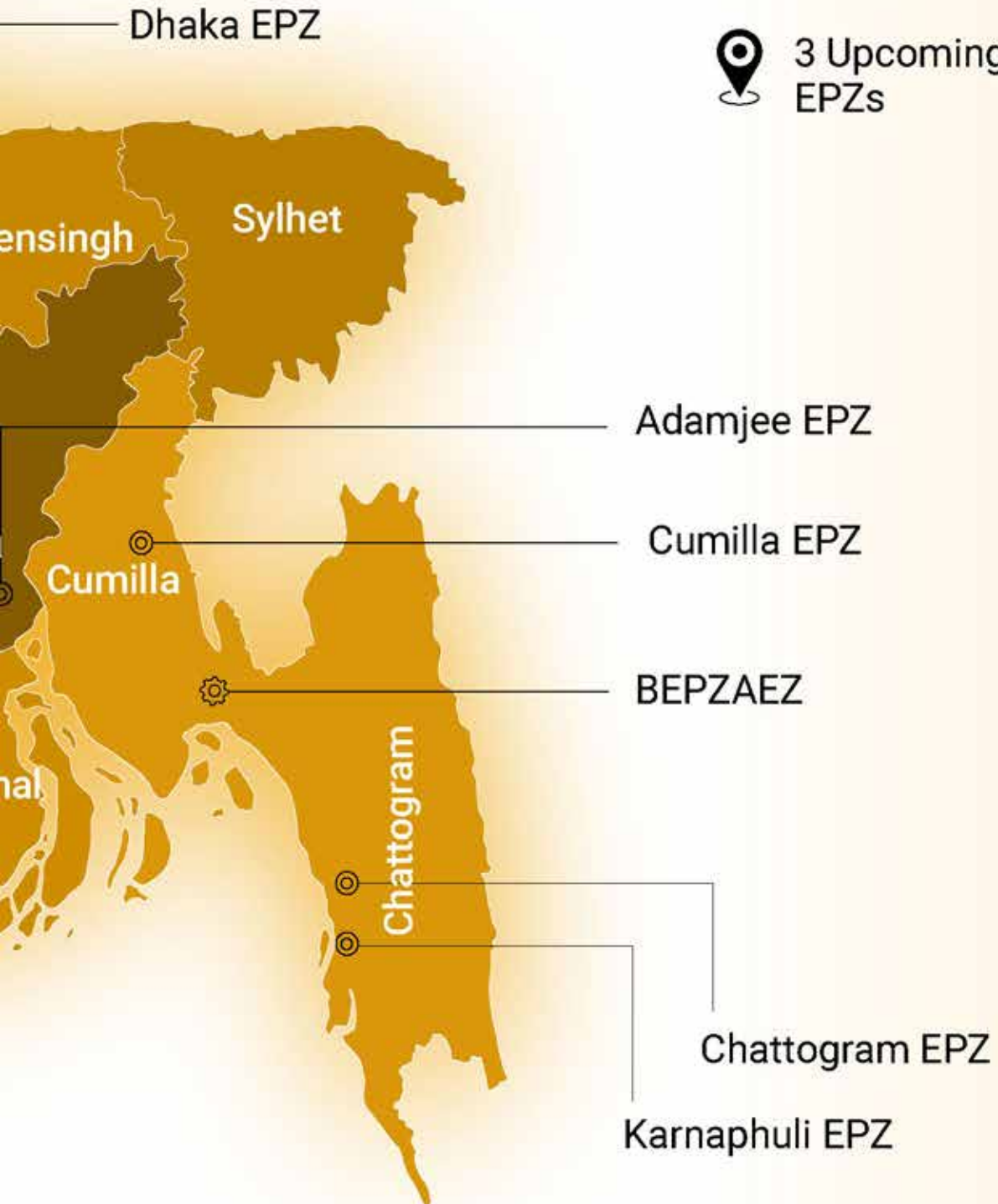
BEPZA Executive Chairman, Members along with the Executive Directors pose after signing APA of 2022-23

Glance Tour on



EPZs and EZ

- ⊙ 8 Operational EPZs
- ⚙️ BEPZA EZ
- 📍 3 Upcoming EPZs



Chattogram

Export Processing Zone

BEPZA unfolds a captivating narrative in the landscape of trade and industry, where the Chattogram EPZ stands as the vanguard, the pioneer whose influence reverberates through the corridors of success. Over the years, CEPZ has evolved into BEPZA's most successful EPZ, serving as a beacon of hope and an exemplar of achievement for others to emulate. The zone has excellent working environment with the harmonious relations among Workers-Owners-Management Synergy. Investors from different countries are producing world famous branded products with skilled Bangladeshi workforce.

Established:
1983

Location:
South Haliahahar, Chattogram

Zone Area:
453 acres

Industrial Plots:
501 nos.

Standard Factory Buildings:
12 nos. (measuring 1,34,220.00 square meters)



Industries

144 in Operation

11 under Implementation

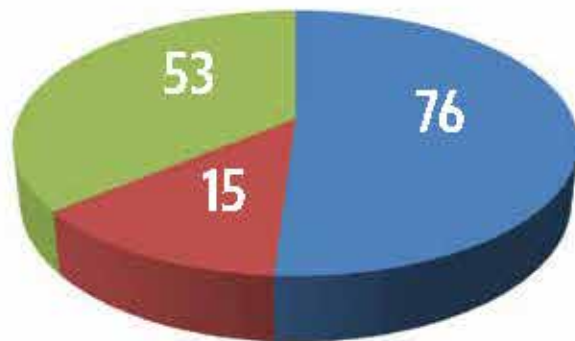
Cumulative Data

Investment **US\$ 2036.08** Million

Export **US\$ 40,531.76** Million

Employment **1,72,880** Persons

Ownership breakdown



■ A type

■ B type

■ C type

Utility Services

Water-
Supply by service oriented industry and Chittagong WASA.

Gas-
Karnaphuli Gas Distribution Company Ltd.

Power-
Power generation by service oriented Industry and back-up by PDB.



Operating **Top 10** enterprises of Chattogram EPZ

Name	Country	Ownership	Product	Investment (M US\$)
Youngone (CEPZ) Ltd.	South Korea	Foreign	Garments	116.15
Premier 1888 Ltd.	Canada	Foreign	Garments	92.12
Universal Jeans Limited	Bangladesh	Local	Garments	84.97
Titas Sportswear Industries Ltd.	South Korea	Foreign	Garments	83.52
United Power Generation & Distribution Company Ltd.	Bangladesh	Local	Power Industry	76.79
Pacific Jeans Ltd.	Bangladesh	Local	Garments	70.74
Karnaphuli Sportswear Ind. Ltd.	South Korea	Foreign	Garments	61.21
Op-Seed Co. (BD) Ltd.	Japan	Foreign	Electronics & Electrical goods	55.73
Univogue Garments Co. Ltd.	China (Hong Kong)	Foreign	Garments	45.73
Mamiya-OP (Bangladesh) Ltd.	Japan	Foreign	Fishing Reel & Golf Equipment	45.13

Major Products

Garments, Garments Accessories, Electric & Electronics Items, Golf Shaft & Fishing Reel, Knitting & Textile, Automobile Parts, Metal Products, Camera Lens, Mobile Parts, Terry Towel, Footwear, Bi-cycle, Ropes, Tent etc.



Vibrant Chattogram EPZ



Dhaka

Export Processing Zone

Dhaka EPZ serves as a crucial hub for industries in Bangladesh, established in 1993 to contribute significantly to the country's economic growth. Positioned near Dhaka, proximity to Hazrat Shahjalal International Airport and not far from the Chittagong port enhances its accessibility. Its strategic location, modern facilities, and adaptability to changing market trends made it a dynamic hub for global trade and industrial growth. Initially focused on garments, DEPZ has diversified its industrial scope to include non-traditional products, showcasing adaptability to changing market demands.

Established:
1993

Location:
Savar, Dhaka

Zone Area:
356.22 acres

Industrial Plots:
451 nos.

Standard Factory Buildings:
17 nos. (measuring 1,13,422.00 square meters)



Industries

88 in Operation

04 under Implementation

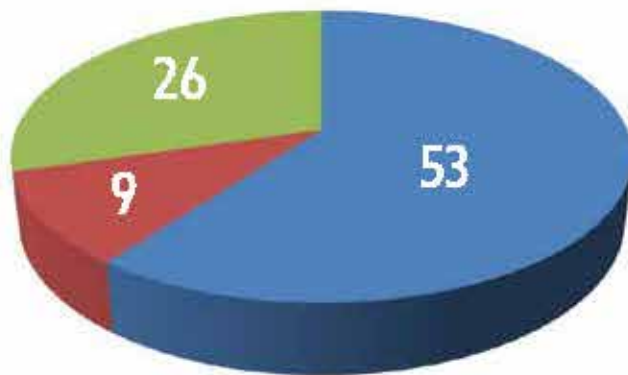
Cumulative Data

Investment **US\$ 1,737.34** Million

Export **US\$ 34,381.16** Million

Employment **79,045** Persons

Ownership breakdown



A type

B type

C type

Utility Services

Water-
Own supply system.

Gas-
Titas Gas T&D
Company Ltd.

Power-
Power generation
by service oriented
industry and also back-
up by REB.



Operating **Top 10** enterprises of Dhaka EPZ

Name	Country	Ownership	Product	Investment (M US\$)
YKK Bangladesh Pte. Ltd.	Japan	Foreign	Garments Accessories	262.14
South China Bleaching & Dyeing Factory Ltd.	China (Hong Kong)	Foreign	Textile	74.17
Goldtex Ltd.	China	Foreign	Textile	68.13
Paxar Bangladesh Ltd.	U.S.A.	Foreign	Garments Accessories	68.80
Shasha Denim Ltd.	Bangladesh	Local	Textile	53.93
United Power Generation & Distribution Company Ltd	Bangladesh	Local	Power Industry	54.11
EOS Textile Mills Limited	Bangladesh	Local	Textile	44.72
Youngone Hi-Tech Sportswear Ind. Ltd	South Korea	Foreign	Garments	46.63
Hop Yick (Bangladesh) Ltd.	British Virgin Island	Foreign	Garments	41.62
Talisman Ltd.	United Kingdom	Foreign	Garments	40.02

Major Products

Garments, Garments Accessories, Electric & Electronics Items, Protective Cloths, Automobile Parts, Knitting & Textile, Plastic Products, Metal Products, Footwear, Cap etc.



Vibrant Dhaka EPZ



Mongla

Export Processing Zone

A transformative tale unfolded with the establishment of the Mongla EPZ in two and half decades ago. This industrial enclave brought a paradigm shift, redirecting the livelihoods of the local community from agrarian pursuits to the line of industry. The Padma Bridge emerged as a vital link, fostering port and road facilities that paved the way for unprecedented progress. Here, moderate labor costs harmonize with skilled hands, creating an economic symphony that resonates through the evolving scenario of Mongla. Good communication system, reduced tariff, excellent incentive packages and abundant skilled workforce have turned Mongla region to the industrial hub of the south.

Established:
1998

Location:
Mongla Port Area, Bagerhat

Zone Area:
302.97 acres

Industrial Plots:
278 nos.

Standard Factory Buildings:
07 nos. (measuring 68,180.93 square meters)



Industries

33 in Operation

9 under Implementation

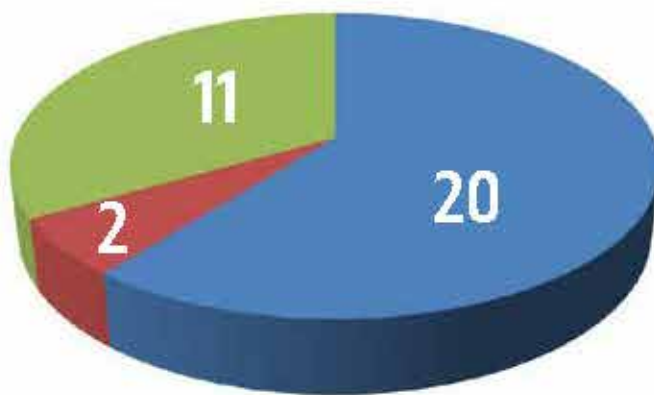
Cumulative Data

Investment **US\$ 168.71** Million

Export **US\$ 116.88** Million

Employment **14,468** Persons

Ownership breakdown



A type

B type

C type

Utility Services

Water-
supply by service oriented industry

Power-
Own Sub-station with 11kv, 3 phase, 50 cycles/ sec.

MONGLA EPZ



Operating **Top 5** enterprises of Mongla EPZ

Name	Country	Ownership	Product	Investment (M US\$)
S.G. Oil Refineries Ltd.	India, Bangladesh	Joint Venture	Miscellaneous	17.36
VIP Luggage BD Pvt. Ltd.	India	Foreign	Luggage	12.23
Eastern Polymer Limited	Bangladesh	Local	Garment Accessories	12.40
Qatar Marble Company Bangladesh	Bangladesh	Local	Miscellaneous	12.16
Hua Xin Industrial Co. Ltd.	China	Foreign	Jute Products	10.61

Major Products

Garments, Garment Accessories, Luggage, Light Engineering, Jute Products, Agro Products, Metal Products, Yarn etc.



Vibrant Mongla EPZ



Cumilla

Export Processing Zone

Situated in the heart of Cumilla, the Cumilla EPZ has started its journey in 2000 with 267.46 acres of land to broaden the country's industrial base. Strategically positioned between Dhaka and Chattogram, combination of incentives packages, skilled & energetic workforce with most competitive wage level, safe & secured custom bonded enclave made Cumilla EPZ a lucrative investment destination to the global entrepreneurs. The number of the factories is increasing in this EPZ thanks to prevailing congenial investment friendly peaceful working environment. Cumilla EPZ has been enriching the country's export basket and taking the commercial graphs of the country to new heights.

Established:
2000

Location:
Old Airport Area, Cumilla

Zone Area:
267.46 acres

Industrial Plots:
244 nos.

Standard Factory Buildings:
11 nos. (measuring 1,03,409.00 square meters)



Industries

49 in Operation

04 under Implementation

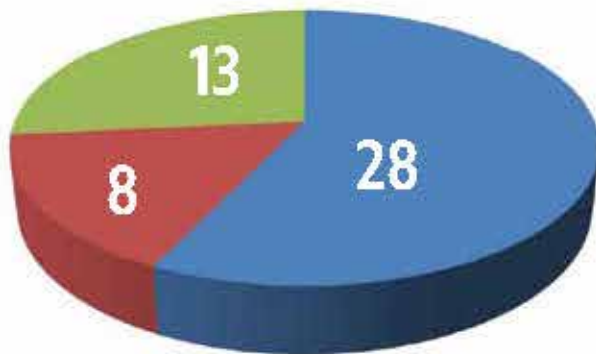
Cumulative Data

Investment **US\$ 563.73** Million

Export **US\$ 5,554.03** Million

Employment **50,086** Persons

Ownership breakdown



■ A type

■ B type

■ C type

Utility Services

Water-
Supply by service oriented industry.

Gas-
Bakhrabad Gas System Ltd.

Power-
Own Sub-station with 11kv, 3 phase, 50 cycles/sec.



Operating **Top 10** enterprises of Cumilla EPZ

Name	Country	Ownership	Product	Investment (M US\$)
Nassa Taipei Denims Ltd.	China (Taiwan), Bangladesh	Joint Venture	Textile	41.19
Sooty Textiles (BD) Limited	Pakistan	Foreign	Garments	40.49
Weixing Industrial (Bangladesh) Co. Ltd.	China	Foreign	Garment Accessories	39.67
Xin Chang Shoes (BD) Limited	China (Taiwan)	Foreign	Footwear & Leather goods	36.68
Tung Hing (Bangladesh) Manufactory Limited	United Kingdom	Foreign	Miscellaneous	32.11
Yogotex Fabrics Co. Ltd.	China (Taiwan)	Foreign	Textile	30.72
Brandix Casualwear Bangladesh Limited.	China (Hong Kong)	Foreign	Knitting & other Textile Product	23.30
Nassa Spinners Ltd.	China (Taiwan), Bangladesh	Joint Venture	Knitting & other Textile Product	22.52
Brandix Apparel Bangladesh Limited	Sri Lanka	Foreign	Garments	20.18
Nassa Spinning Ltd.	China (Taiwan), Bangladesh	Joint Venture	Knitting & other Textile Product	17.24

Major Products

Textile, Kitchen Utensil, Garments, Garments Accessories, Knitting & Textile, Metal Products, Footwear, Toys etc.



Vibrant Cumilla EPZ



Uttara

Export Processing Zone

Uttara EPZ is a game changer in the socio-economic development of the northern region of Bangladesh. Amid the poverty-stricken of northern region, UEPZ rises as the phoenix of economic development, weaving dreams into reality. UEPZ emerged as a hub of diversity, offering a pictorial weaving of products ranging from wigs to optical frames, tents to coffin boxes, and toys that spark the imagination. This EPZ has not only eradicated poverty of this region, but also empowered women and created new business scopes for surrounding locality. Factories of UEPZ are changing the face of the area rapidly. Reduced rate of land and factory building, Rail, road, air connectivity and availability of easily trainable workforce are the main attractions of investment in Uttara EPZ.

Established:

2001

Location:

Shongalshi, Nilphamari

Zone Area:

213.66 acres

Industrial Plots:

190 nos.

Standard Factory Buildings:

07 nos. (measuring 71,300.00 square meters)



Industries

24 in Operation

6 under Implementation

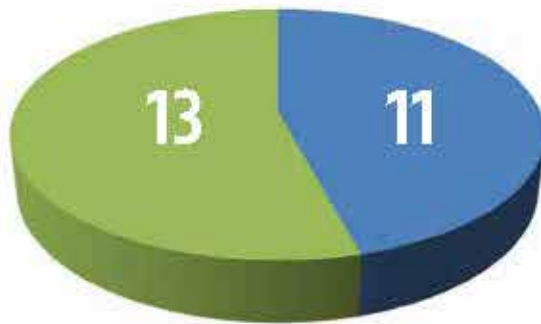
Cumulative Data

Investment **US\$ 233.56** Million

Export **US\$ 2302.39** Million

Employment **33,017** Persons

Ownership breakdown



A type

C type

Utility Services

Water-
Own supply system.

Power-
Own Sub-station with,
11kv, 3 phase,
50 cycles/sec.



Operating **Top 5** enterprises of Uttara EPZ

Name	Country	Ownership	Product	Investment (M US\$)
Sonic (Bangladesh) Ltd.	China	Foreign	Toys	58.58
Evergreen Products Factory (BD) Ltd.	China	Foreign	Wig	47.73
Ventura Leatherware MFY (BD) Ltd.	China	Foreign	Leather goods	33.48
Mazen (Bangladesh) Industries Ltd.	China	Foreign	Plastic goods	28.57
Viyellatex Apparels Ltd.	Bangladesh	Local	Garments	12.44

Major Products

Garments, Garments Accessories, Wig & Hair Related Products, Knitting & Textile Products, Optical Frame, Fashion Bag, Toys etc.



Vibrant Uttara EPZ



Ishwardi

Export Processing Zone

Establishment of Ishwardi EPZ has brought about a revolutionary change in the socio-economic scenario of Ishwardi upazila, Pabna and adjacent areas. Blending of industrialization and modern agriculture, Ishwardi area is playing a unique role in the overall economy of the western region as well as the country. Ishwardi EPZ is on the preferred list of investors as it offers a moderate labor cost, easy rail and road connectivity, utility services, secured & safe workplace, uninterrupted production facility. Reduced tariff on plots and factory buildings than other EPZ is one of the main attractions of investment in Ishwardi EPZ. Mentionable, country's first eco-friendly LEED Platinum certified green factory, a Bangladeshi clothing company, located in Ishwardi EPZ.

Established:
2001

Location:
Pakshi, Pabna

Zone Area:
308.97 acres

Industrial Plots:
324 nos.

Standard Factory Buildings:
08 nos. (measuring 65,128.46 square meters)



Industries

21 in Operation

19 under Implementation

Cumulative Data

Investment **US\$ 243.34** Million

Export **US\$ 1538.91** Million

Employment **18,002** Persons

Ownership breakdown



A type

B type

C type

Utility Services

Water-
Supply by service oriented industry.

Gas-
Paschimanchal Gas Company Limited.

Power-
Own Sub-station with 11kv, 3 phase, 50 cycles/sec.



Operating **Top 5** enterprises of Ishwardi EPZ

Name	Country	Ownership	Product	Investment (M US\$)
Vintage Denim Studio Limited	Bangladesh	Local	Garments	44.09
Elegant Spinning & Textiles Ltd.	St. Kitts Nevis	Foreign	Textile	33.63
Roulin (BD) Limited	Japan	Foreign	Garments	26.69
Rahimafrooz Globatt Limited	Marshal Island, Bangladesh	Joint Venture	Electronics & Electrical goods	25.23
Renaissance Barind Ltd.	Bangladesh	Local	Garments	19.53

Major Products

Textile, Protective Gloves,
Wigs, Garments, Electronics &
Electrical Items, Sweater, Plastic
Products, Battery etc.



Vibrant Ishwardi EPZ



Adamjee

Export Processing Zone

The Adamjee Jute Mills area was transformed into the Adamjee EPZ, opening doors for investment and higher export earnings, and generating employment opportunities. Close proximity to the capital Dhaka and port city Chattogram make it easy for Adamjee EPZ to attract investors. It fosters a harmonious relationship between workers and investors, creating a collaborative atmosphere conducive to growth. This EPZ strictly maintains the various compliance issues, building code, fire safety standards, etc. like other EPZs. Beyond its industrial significance, AEPZ plays a pivotal role in enriching the country's export basket, adding vibrancy to Bangladesh's economic tapestry. This zone stands not just as a testament to progress but as a dynamic force in sustaining economic vitality and fostering collective prosperity.

Established:
2006

Location:
Siddirganj, Narayanganj

Zone Area:
292.62 acres

Industrial Plots:
311 nos.

Standard Factory Buildings:
07 nos. (measuring 93,279.13 square meters)



Industries

48 in Operation

11 under Implementation

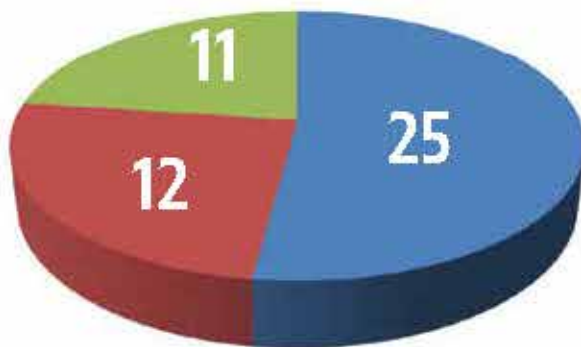
Cumulative Data

Investment **US\$ 720.84** Million

Export **US\$ 7,794.52** Million

Employment **56,667** Persons

Ownership breakdown



■ A type

■ B type

■ C type

Utility Services

Water-
Supply by service oriented industry.

Gas-
Titas Gas T&D
Company Ltd.

Power-
Own Sub-station,
with 11kv, 3 phase,
50 cycles/sec.



Operating **Top 10** enterprises of Adamjee EPZ

Name	Country	Ownership	Product	Investment (M US\$)
Ananta Huaxiang Limited	Singapore, Bangladesh	Joint Venture	Knitting & other Textile product	39.81
Universal Menswear Ltd.	Romania, Bangladesh	Joint Venture	Garments	37.58
Checkpoint Systems Bangladesh Ltd.	Canada	Foreign	Garment Accessories	30.98
Ananta Apparels Ltd.	Mauritius, Bangladesh	Joint Venture	Garments	34.20
SML Packaging Solutions Bangladesh Limited	China (Hong Kong)	Foreign	Garment Accessories	23.86
Yunusco (BD) Ltd.	Bangladesh	Local	Garments	24.21
Simba Fashions Limited	India	Foreign	Garments	19.85
Remi Holdings Ltd.	Bangladesh	Local	Garments	19.33
Progress Apparels (Bangladesh) Limited	India	Foreign	Garments	18.62
Neo Bangla Limited	South Korea	Foreign	Electronics & Electrical goods	17.88

Major Products

Textile, Garments, Footwear & Leather, Garments Accessories, Knitting & Textile Products, Metal Products, Chemical & Fertilizer etc.



Vibrant Adamjee EPZ



Karnaphuli

Export Processing Zone

Since the inception, the Karnaphuli EPZ has been steadily growing to boost the country's export earnings in its 209-acre area. The EPZ is well connected through rail, road, air and sea which are very important for operating business. The investors from South Korea, India, China (including Taiwan and Hong Kong), Sri Lanka, USA, The Netherlands, Canada, Japan, and Malaysia have invested in Karnaphuli EPZ. Along with the conventional items, the factories of this EPZ produces diversified products. Its unique industrial landscape is serving as both to Chattogram's economic prowess and a gateway to global trade.

Established:

2006

Location:

North Patenga, Chattogram

Zone Area:

209.04 acres

Industrial Plots:

258 nos.

Standard Factory Buildings:

05 nos. (measuring 56,633.06 square meters)



Industries

42 in Operation

6 under Implementation

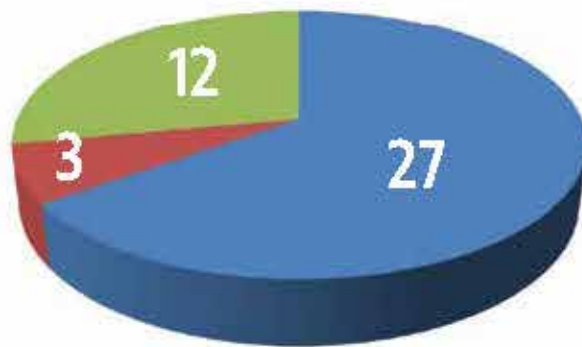
Cumulative Data

Investment **US\$ 723.28** Million

Export **US\$ 10,492.30** Million

Employment **72,132** Persons

Ownership breakdown



- A type
- B type
- C type

Utility Services

Water-
Supply by Karnaphuli
RO Water Ltd.

Gas-
Karnaphuli Gas
Distribution Co. Ltd.

Power-
Own Sub-
station & PDE.



Operating **Top 10** enterprises of Karnaphuli EPZ

Name	Country	Ownership	Product	Investment (M US\$)
Kenpark Bangladesh Apparel (Pvt.) Ltd.	Sri Lanka	Foreign	Garments	111.71
Bangladesh Pou Hung Industrial Limited	China (Hong Kong)	Foreign	Footwear & Leather goods	70.68
Xin Chang Shoes (BD) Limited	China (Taiwan)	Foreign	Footwear & Leather goods	45.27
Trendex Furniture Industry Co. Limited	China (Taiwan)	Foreign	Furniture	34.70
Naturub Accessories Bangladesh (Pvt.) Ltd.	Sri Lanka	Foreign	Garment Accessories	33.82
Eusebio Sporting(Bangladesh) Co. Ltd.	China (Taiwan)	Foreign	Tent	29.99
HKD Outdoor Innovations Limited	South Korea	Foreign	Tent	27.44
Geebee (Bangladesh) Ltd.	India	Foreign	Garments	27.20
Park (Bangladesh) Company Limited	South Korea	Foreign	Garments	23.72
Mas Intimates Bangladesh (Pvt) Limited	Sri Lanka	Foreign	Garments	21.19

Major Products

Garments, Footwear & Leather, Garments Accessories, Camping Furniture, Knitting & Textile, Paper Products, Camera Lens, Sleeping Bag, Furniture, Tent etc.



Vibrant Karnaphuli EPZ



BEPZA Economic Zone

Key Distance:

70 KM from Chattogram City

65 KM from Chittagong Sea Port, Chattogram

77 KM from Shah Amanat International Airport, Chattogram

Lease Signed Data

Investment:

US\$ 288.35 Million

Employment:

44,282 nos.


Industries:

11 nos.

ATTRACTIVE FACILITIES TO INVESTORS

- Dedicated 10 storied residential facility, hotel, Investors' Club for valued investors
- Utilities like Electricity, water, Gas & Effluent network are available
- 2000 single accommodation for foreigners
- Sufficient water supply with modern dedicated eco-friendly rain water harvesting system
- 1000 single accommodation for female executive
- Power Hub with rooftop solar system, Incinerator, Water Treatment Plant, Central Effluent Treatment plant
- Custom bonded facility with One Stop Service (OSS)
- Dedicated fire station, industrial police





Utility Services

Power:
Electricity Supply by National Grid Line plus own power generation in future.

Gas:
Titas gas T&D company.

Water:
Own water supply network.

Upcoming Three New EPZs

Rangpur EPZ

Gobindaganj, Gaibandha

Zone Area (in acres):

470.50

Key Distance

- 14 kms from Mahimaganja Railway Station
- 45 kms from Hili Land Port
- 87 kms from Saidpur Airport
- 235 kms from Dhaka City Center
- 391 kms from Mongla Sea Port
- 506 kms from Payra Sea Port

Patuakhali EPZ

Sadar & Kalapara, Patuakhali

Zone Area (in acres):

418.01

Key Distance

- 32 Kms from Payra Sea Port
- 64 kms from Barishal Airport
- 166 kms from Mongla Sea Port
- 228 kms from Dhaka City Center
- 283 kms from Chattogram Sea Port



Jashore EPZ

Abhaynagar, Jashore

Zone Area (in acres):

565.871

Key Distance

- 30 kms from Jashore Airport
- 58 kms from Benapole Land Port
- 85 kms from Mongla Sea Port
- 172 kms from Dhaka City Center
- 232 kms from Payra Sea Port
- 380 kms from Chittagong Sea Port



Financial Performance

Financial Analysis

Financial Statement

Financial Ratios

EBITDA Analysis

Observation





1.1 Financial Analysis

1.1 Brief description of financial management

BEPZA has eight EPZs, each of which operates independently and manages its own clients, rental bills, and payments. The accounting system and financial statements of BEPZA distinguish income and expenditure from each EPZ, providing enough data for a comprehensive financial analysis. Additionally, each EPZ has an executive director who oversees the site's performance, income, costs, and maintenance.

The majority of BEPZA's revenue is obtained from the EPZs, which handle their own accounting and customer management. Monthly bills are issued for rental of SFB and service charges, and for land on a quarterly basis. The official payment period for accounts receivable is 15 days. The EPZ is responsible for paying all expenses related to the operation and maintenance of the site.

The EPZs send their annual financial results to the BEPZA executive office. The BEPZA then prepares audited financial statements. Furthermore, the BEPZA is allowed to accumulate its financial reserves, which are reflected in its equity. Additionally, it transfers funds annually to the National Exchequer.

1.2 Financial statements

1.2.1 Income and Expenditure Statements

Below are summaries of the income, expenditure, and balance sheets for the BEPZA executive office and the eight operating EPZs. More detailed information is included.

Annex-1.

BEPZA's audited financial statements show that the entity is a revenue-generating concerned with an annual income (Operating income excluding Bank interest) of 6145.30 million BDT (2023) despite the entity being service-oriented. The following observation assists in these figures' interpretation.

- International experiences in public entities in other countries (both in the region and elsewhere) suggest that the opportunity cost-of-capitals employed in land values are not accommodated in a public entity's income and expenditure statement. This builds on the assumption that the land pertains to the government, not the entity.
- BEPZA demonstrates a high level of business skill by using an accounting method that values its assets equally, even if they don't reflect market prices. This approach is more advanced than financial statements from many public entities in other countries. Of particular significance are BEPZA's two sources of income, which are crucial to its financial value creation: rental income from land and SFB, and other income such as service charges for utilities, bank interest, and others income.

TK. BDT		2020	2021	2022	2023
A.	Income				
	Rental Income:	2,354,478,293	2,327,123,706	2,765,935,934	3,519,144,104
	Land	828,941,971	818,916,519	957,474,313	1,238,863,514
	SFB	1,517,529,415	1,499,913,538	1,800,096,867	2,270,505,619
	Shopping Centre	8,006,907	8,293,650	8,364,754	97,774,971
	Other Income:	3,283,341,866	3,730,112,660	4,572,495,087	5,312,938,341
	Income from Utility	1,061,271,769	1,099,604,186	1,221,515,472	1,400,765,724
	Bank interest	1,128,151,747	1,469,748,956	2,214,935,656	2,689,384,099
	Income from Water supply	531,605,511	558,777,283	566,885,665	583,750,798
	Miscellaneous	562,312,839	601,982,235	569,158,811	641,647,489
	TOTAL INCOME	5,687,170,695	5,637,820,159	7,338,431,590	8,834,692,214
B.	Costs:				
	Administrative Expenses	1,659,062,656	1,619,121,614	1,950,648,735	3,425,474,563
	Depreciation	1,571,325,654	1,395,507,821	1,565,627,868	1,464,013,458
	TOTAL COSTS	3,459,863,117	3,230,388,310	3,516,276,603	4,889,488,021

C.	Operating Income / before Tax	2,407,431,849	3,042,606,930	3,822,154,987	3,945,204,193
	Taxes	601,857,962	760,651,732	955,538,747	986,301,048
D	Net profit / after Tax	1,805,573,887	2,281,955,197	2,866,616,240	2,958,903,144
US Dollar(\$)					
A.	Income				
	Rental Income	27,699,745	26,748,548	29,115,115	33,515,658
	Land	9,752,258	9,412,834	10,078,677	11,798,700
	SFB	17,853,287	17,240,385	18,948,388	21,623,863
	Shopping Centre	94,199	95,329	88,050	931,190
	Other Income	38627515	42,874,858	48,131,534	50,599,413
	Income from Utility	12,485,550	12,639,129	12,858,058	13,340,626
	Bank interest	13,272,373	16,893,666	23,315,113	25,613,182
	Income from Water supply	6,254,182	6,422,727	5,967,218	5,559,531
	Miscellaneous	6,615,445	6,919,336	5,991,145	6,110,928
TOTAL INCOME		67,704,413	66,327,296	77,246,649	84,139,926
B.	Costs				
	Administrative Expenses	19,518,384	18,610,593	20,533,149	32,623,567
	Depreciation	18,486,184	16,040,320	16,480,293	13,942,985
TOTAL COSTS		38,807,612	41,188,846	37,013,438	46,566,553
C.	Operating Income / Pre tax	28,322,728	34,972,493	40,233,210	37,573,373
	Taxes	7,080,682	8,743,123	10,058,303	9,393,343
D	Net profit / after Tax	21,242,045	26,229,370	30,174,908	28,180,030

These income streams' percentage contribution is depicted in the figure below. The sale of utilities (water, electricity, gas) to the private sector and bank interest (on surplus cash flow position) are as important as rental income.

BEPZA receives approximately 40% of its income from renting land and SFB. The remaining 60% comes from various other sources, as shown in the following figure. Typically, BEPZA purchases utilities such as water and electricity from utility companies and resells them to private companies with a 10% mark-up. However, in the Dhaka and Chittagong EPZs, BEPZA produces and sells its own electricity to the companies operating within their respective EPZs.

BEPZA has also established private electricity generation and Central Effluent Treatment Plants (CETP), Chittagong EPZ and Dhaka EPZ are clearly forerunners in this development. Dhaka

EPZ is operating a CETP from 2010. It is build operates as a service-oriented industry with a revenue sharing agreement. Chittogram EPZ has selected a local private operator to build, operate and own a CETP, once again with a revenue sharing agreement. In the coming years, it might be interesting to monitor how much financial value accrues to BEPZA and whether this could provide an opportunity for more as a Service Oriented Industry within BEPZA. The figure below provides an analysis of BEPZA's Income and Expenditure account with the next figure depicting the net income (after tax) 2020-2023.

Active development is underway to establish industrial plots equipped with ample infrastructure and utility facilities at BEPZA EZ. This will lead to a notable increase in income for those who invest in BEPZA. Investors are now being allocated industrial plots by BEPZA, which will contribute to the country's overall development.

Figure 1: Breakdown of Income Streams 2020 – 2023

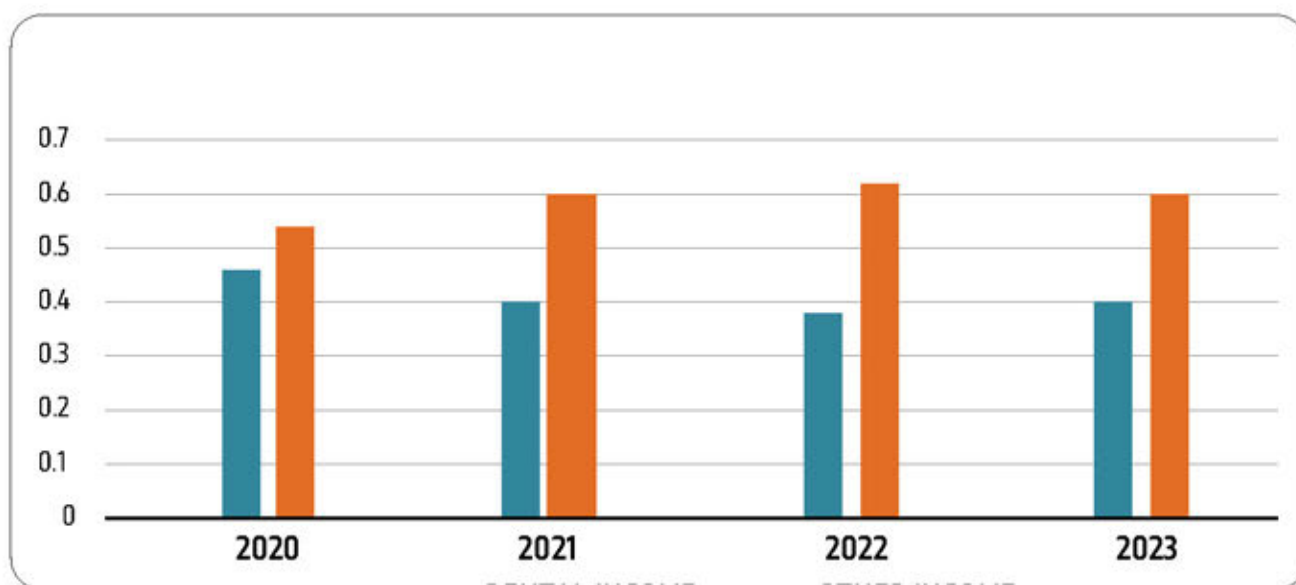
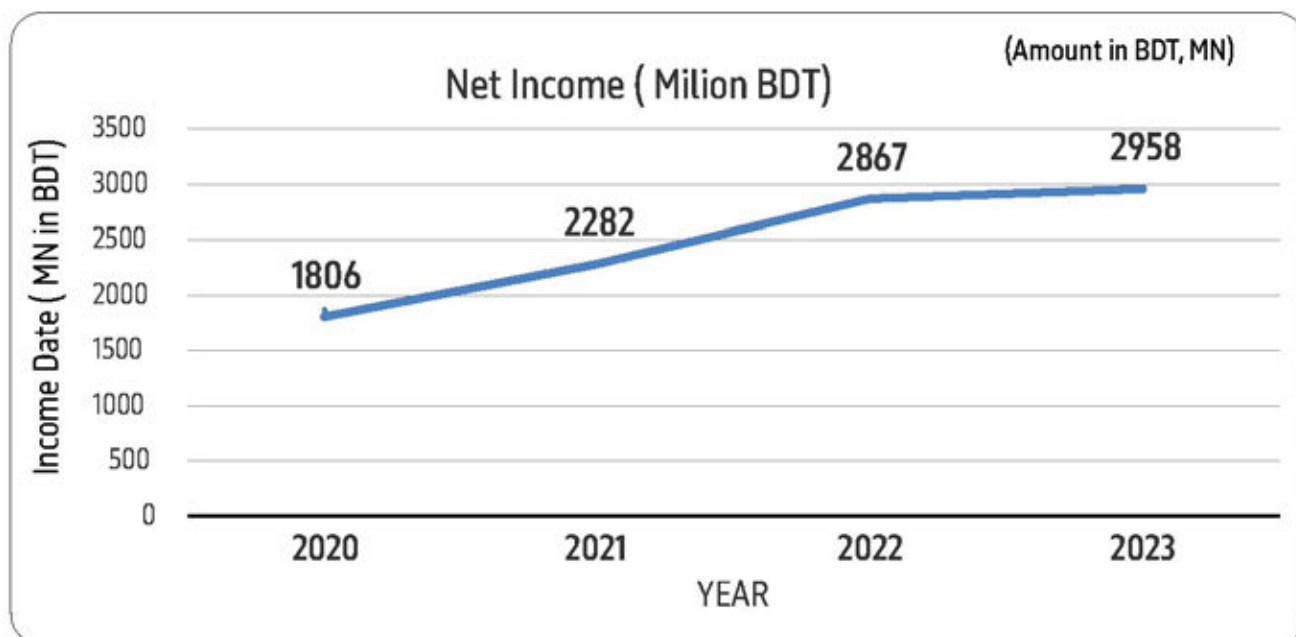


Figure 2: Net Income 2020 – 2023



1.2.2 Balance sheets

We continue BEPZA's financial analysis with its balance sheet, presented below. The following explanatory notes assist in its interpretation.

- Fixed assets represent book value (i.e., purchase price minus accumulated depreciation) using converted historical prices into actual prices, and include land values, building and equipment.
- Although assets values given appear to be low, BEPZA's valuation is congruent with Bangladeshi accounting principles.
- Depreciation has been applied following reducing balance method at the rates varying from 10%-30% as per Income Tax rules.
- Long term liabilities are included interest free loans from the Government with a 10 years' maturity period.

Table 2.1: Consolidated Balance Sheet BEPZA 2020-2023.					BDT TK
		2020	2021	2022	2023
A. ASSETS					
	Fixed Assets	8,931,478,950	8,386,717,531	9,072,279,602	9,121,552,560
	Current Assets	24,067,287,590	25,233,388,284	23,589,997,773	23,415,931,956
	TOTAL ASSETS	31,045,036,456	33,620,105,815	32,662,277,375	32,537,484,516
B. LIABILITIES					
	Long term liabilities	5,217,189,610	4,978,654,606	4,741,619,609	4,515,087,609
	Current Liabilities	5,727,342,459	4,671,858,447	5,252,426,696	5,664,305,762
	Equity	22,054,234,471	23,969,592,762	22,668,231,070	22,358,091,145
	TOTAL LIABILITIES	31,045,036,456	33,620,105,815	32,662,277,375	32,537,484,516

Table 2.2: Consolidated Balance Sheet BEPZA 2020-2023.					USD \$
	2020	2021	2022	2023	
A. ASSETS					
Fixed Assets	105,076,223	96,399,052	96,399,052	86,871,929	
Current Assets	283,144,560	290,038,946	290,038,946	223,008,875	
TOTAL ASSETS	388,220,783	386,437,998	343,813,446	309,880,804	
B. LIABILITIES					
Long term liabilities	61,378,701	57,225,915	49,911,785	43,000,835	
Current Liabilities	67,380,499	53,699,523	55,288,702	53,945,768	
Equity	259,461,582	275,512,560	238,612,959	212,934,201	
TOTAL LIABILITIES	388,220,783	386,437,998	343,813,446	309,880,804	

BEPZA has a solid solvability position comparing its equity with total capital employed (total assets). Although the fixed assets' value appears to be low and does not fully reflect the actual market values of land, the financial statements are prepared by a chartered accountant and are congruent with Bangladesh accounting principles.

1.3 Financial Ratios

It is important to note that the financial ratios can be impacted by the value of fixed assets. We suspect that these values may be lower than their actual market value, leading to inaccurate ratios. It is essential to consider that the balance sheet values and financial ratios are influenced by the accounting principles applied, which is a standard practice for private and public entities globally.

BEPZA's financial statements are now used to calculate various financial ratios that allow to evaluate BEPZA's profitability and financial soundness as a going-concern. But first it is important to identify the sector' economics as this influences the interpretation of the financial ratios. Typically, an EPZ can be characterized by:

- A relatively high level of fixed assets is needed to offer first class services to international investors. This implies that occupancy levels (percentage of plots rented out) is of critical importance to its financial feasibility. Small fluctuations in occupancy rates can

significantly impact net income.

- Total income in comparison to total capital employed is low given its high-level investments required to get the EPZ on stream.
- Profit margins tend to be high as the bulk of operating expenditures is off-loaded to private investors. OPEX levels tend to be low in comparison with income levels. In turn, this results in relatively high operating profits or EBITDA (Earnings before Interest Taxes Depreciation Amortisation).

Land ownership of the EPZ and its inclusion in its balance sheets influences the calculation of Return on Investment/Equity. Based on international experiences it can be assumed that land values are seldom included in public entities' balance sheets as it belongs to the government.

Before presenting BEPZA's financial ratios. Let us explain them briefly in the table below.

Table 3.1: Explanation financial ratios

Return on investment ROI	Net income as a % of total capital employed. Low risks infrastructural projects typical generate 2-10% ROI. EPZs should generate higher ROI given its explicit link with the private sector.
Return on Equity ROE	Net income as a % of equity employed. This is linked to the project's financing structure, If equity is low (more loans) then financial gearing comes into play. It should exceed ROI.
Profit margin	Net income as % of total income. Given that management and operation costs for the sites are limited, this % should be high.
Asset turnover	Total income divided by total assets. EPZs typically have high investment values and this ratio will be low. Range: 0-1
Debt to Value	Total debt as % of total capital employed. Typically, public entities have low gearing ratios and low long-term liabilities.
Accounts receivables	Payment term in days. Depends on invoicing and payment policy of the entity

Table 4.1: BEPZA's financial ratios 2020-2023

Ratios	Units	2020	2021	2022	2023
Return on Investment	%	5.47	6.2	6.87	6.85
Return on Equity	%	8	8	8	9
Profit Margin	%	32	34	36	39.18
Asset Turnover	#	.19	.20	.22	.27
Debt to Value	#	.33	.40	.47	.48
Accounts Receivables	Days	36	36	39	38

1.4 EBITDA analysis

The EBITDA is a significant measure of an organization’s value generation and plays a crucial role in analysing cash flow, including Internal Rate of Return (IRR) or Net Present Value (NPV) calculations.

Annex 2 provides further details on the total EBITDA, the EBITDA for each EPZ separately.

Chattogram, Dhaka, Mongla, Ishwardi, Cumilla, Uttara, Karnaphuli, Adamjee and head-quarter were the main contributors to BEPZA’s EBITDA.

Figure 3: EBITDA (Earnings before interest, taxes, depreciation, and amortization) total and per EPZ 2020-2023.

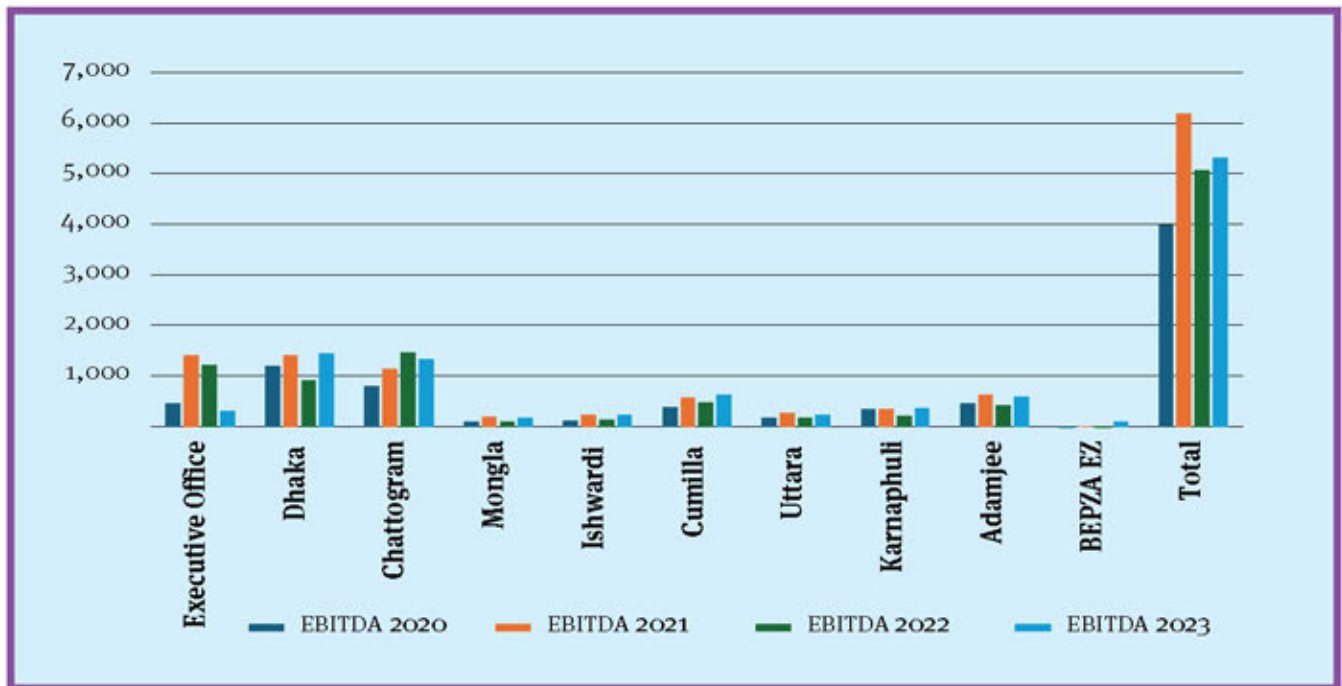
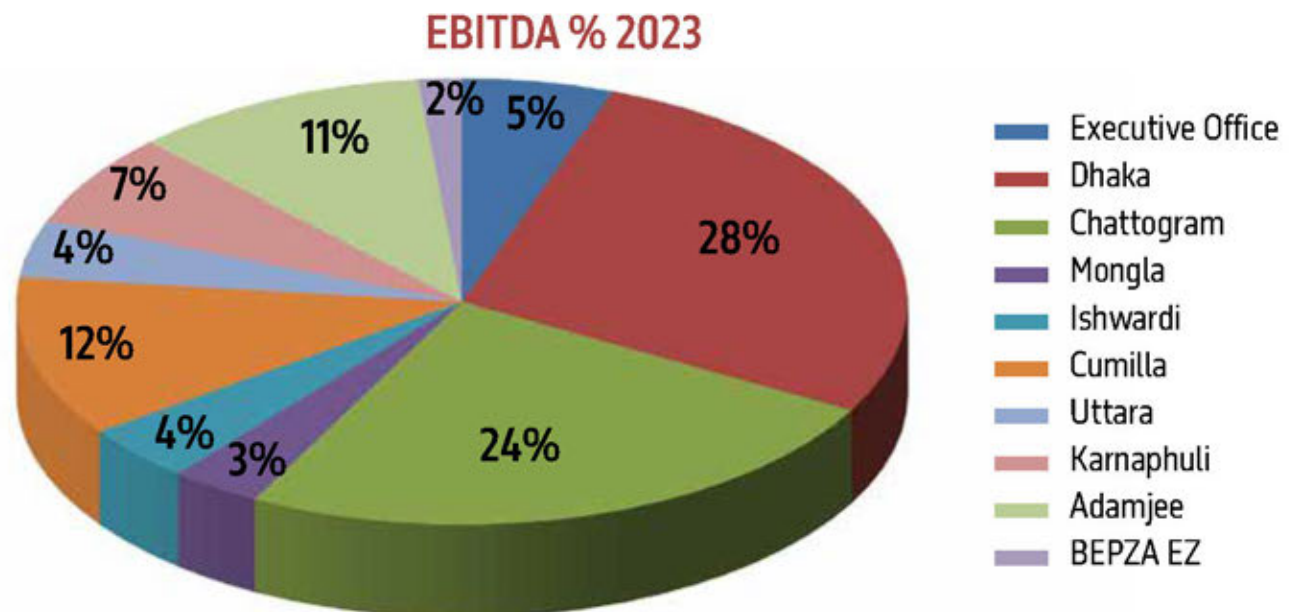


Figure 4: Contribution EPZ to EBITDA 2023: Percentage (%)



To better understand the contribution of each EPZ to BEPZA’s total earnings before interest, taxes, depreciation, and amortization (EBITDA), we will focus exclusively on EBITDA until the end of the fiscal year on June 30, 2023. This will enable us to convert each EPZ’s contribution into a percentage relative to BEPZA’s total EBITDA, providing valuable insight into the percentage contribution of each EPZ. The Head Office contributes 5%, Dhaka EPZ contributes 28%, Chittagong contributes 24%, Mongla contributes 3%, Ishwardi contributes 4%, Cumilla contributes 12%, Uttara contributes 4%, Karnaphuli contributes 7%, Adamjee contributes 11%, and BEPZA EZ 2% contributes to BEPZA’s total EBITDA.

1.5 Observations

The information provided is based on the analysis of BEPZA’s audited financial statements 2023, 2022, 2021 and 2020. The accounting principles used determine to a great extent the actual values depicted in the balance sheets. It is believed that fixed assets’ market values are higher than the ones depicted in the balance sheet and have included the calculations at a later stage in this report. However, the financial statements were approved by a chartered accountant and congruent with Bangladeshi accounting principles.

We believe that BEPZA’s fixed assets values derived from the balance sheets do not entirely reflect actual market prices and this is particularly the case for land. This undervaluation of its fixed assets influences the calculation of various financial ratios (e.g., ROI, ROE) which in reality are likely to be lower than calculated.

The eight EPZs are managed as separate business units and each EPZ is responsible for both its own income and expenses. Amalgamated accounts are managed by headquarters. BEPZA’s audited financial statements show that the organization is profitable and a going concern, with an annual BEZA’s financial value creation relies on two main income sources: (1) Rental income from land and SFB (Standard Factory Building), and (2) other income such as service charges for utilities and bank interest.



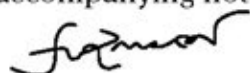
BANGLADESH EXPORT PROCESSING ZONES AUTHORITY (BEPZA)

Statement of Financial Position


As at 30 June 2023

	Notes	Amount in Taka	
		30 June 2023	30 June 2022
Source of Fund:			
Interest Free Govt. Loan	4	1,873,998,677	2,100,530,677
Project Aid		1,168,990	1,168,990
Govt. Grant against Cyclon Damage		20,000,000	20,000,000
Govt Loan	5	293,340,865	293,340,865
KEPZ / AEPZ Development Fund		1,605,448,899	1,605,448,899
Refurbishment Project		721,130,178	721,130,178
Sub Total		4,515,087,609	4,741,619,609
Reserve Fund & Others	6	1,979,910,188	1,207,954,060
Retained Earnings	7	20,378,180,958	21,460,277,010
Total Equity		22,358,091,145	22,668,231,070
Total Source of Fund		26,873,178,754	27,409,850,679
Application of Fund :			
A. Non Current Assets :		9,121,552,560	9,072,279,602
Property, Plant & Equipment	8	28,166,511,688	26,653,225,273
Less: Accumulated Depreciation	8	19,044,959,128	17,580,945,671
B. Current Assets :		23,415,931,956	23,589,997,773
Work-in-Progress	9	1,793,152,680	1,801,081,278
Accounts Receivable	10	2,758,994,159	2,434,637,305
Advance, Deposits & Pre-Payments	11	15,547,674,889	16,957,284,128
Cash & Cash Equivalents	12	3,316,110,227	2,396,995,062
C. Current Liabilities :		5,664,305,762	5,252,426,696
Liabilities for Expenses	13	21,919,664	29,453,830
Liabilities for Other Finance	14	4,656,085,050	4,267,434,120
Provision for Taxation	17	986,301,048	955,538,747
D.Net Current Assets (B-C)		17,751,626,195	18,337,571,077
NET ASSETS (A+D)		26,873,178,754	27,409,850,679

The accompanying notes form an integral part of this financial statements



Chief Accounts & Finance Officer



Member of Finance

Signed as per our annexed report of even date.

Dhaka, Dated:
07 November 2022




M I Chowdhury & Co.,
Chartered Accountants DVC: 2311071274AS818131

BANGLADESH EXPORT PROCESSING ZONES AUTHORITY (BEPZA)
Statement of Profit or Loss and Other Comprehensive Income
For the year ended 30 June 2023

	Notes	Amount in Taka	
		2022-2023	2021-2022
A. Income :			
Rental Income:		3,519,144,104	2,765,935,934
Land		1,238,863,514	957,474,313
Building		2,270,505,619	1,800,096,867
Bay Shopping Centre		9,774,971	8,364,754.00
Income From Utilites		1,400,765,724	1,221,515,472
Bank Interest		2,689,384,099	2,214,935,708
Income from Water Supply		583,750,798	566,885,665
Others Income		641,647,489	569,158,811
Total Income	15	8,834,692,214	7,338,431,590
B. Expenditure:			
Administrative Expenses	16	3,425,474,563	1,950,648,735
Depreciation	8	1,464,013,458	1,565,627,868
Total Expenditure		4,889,488,021	3,516,276,603
Excess of income over expenditure (A-B)		3,945,204,193	3,822,154,987
Provision for Taxation		986,301,048	955,538,747
Net Income after Tax		2,958,903,145	2,866,616,240

The accompanying notes form an integral part of this financial statements


Chief Accounts & Finance Officer


Member Finance

Signed as per our annexed report of even date



Place: Dhaka
Dated: 07 November 2022

M I Chowdhury & Co.
Chartered Accountants DVC: 2311071274AS818131

Table - 1 : EPZs Breakdown of income 2023- BDT, USD and Percentage

Breakdown of Income 2023 ending 30th June

TK BDT											
	BEPZA	Dhaka EPZ	Chattogram EPZ	Mongla EPZ	Ishwardi EPZ	Cumilla EPZ	Uttara EPZ	Karnaphuli EPZ	Adamjee EPZ	BEPZA EZ	Total
Rental Income	4,696,853.69	655,304,298	833,730,879.20	202,882,251	230,942,233.09	505,039,174.67	207,935,549	325,087,582.33	450,498,608.25	103,026,674.71	3,519,144,104
Utility	5,580	464,468,783	356,278,336	21,523,756	45,858,740	165,183,167	56,372,961	135,551,551	155,131,291	391,569	1,400,765,724
Income From Water Bill	-	454,272,817	-	8,421,482	21,065,887	32,398,962	39,032,968	(24,568,357)	52,705,624	421,415	583,750,798
Others Income	2,583,881,898	165,272,459	339,612,796	34,429,537	24,059,383	38,235,419	27,916,605	42,570,637	65,143,291	9,909,565	3,331,031,588
Total	2,588,584,331	1,739,318,357	1,529,622,011	267,257,026	321,926,243	740,856,723	331,258,073	478,641,413	723,478,815	113,749,223	8,834,692,214

\$ USD											
Income	BEPZA	Dhaka EPZ	Chattogram EPZ	Mongla EPZ	Ishwardi EPZ	Cumilla EPZ	Uttara EPZ	Karnaphuli EPZ	Adamjee EPZ	BEPZA EZ	Total
Rental Income	44,732	6,240,993	7,940,294	1,932,212	2,199,450	4,809,897	1,980,339	3,096,072	4,290,463	981,206	33,515,658
Utility	53	4,423,512	3,393,127	204,988	436,750	1,573,173	536,885	1,290,967	1,477,441	3,729	13,340,626
Income From Water Bill	-	4,326,408	-	80,205	200,627	308,562	371,743	(233,984)	501,958	4,013	5,559,531
Others Income	24,608,399	1,574,023	3,234,408	327,900	229,137	364,147	265,872	405,435	620,412	94,377	31,724,110
Total	24,653,184	16,564,937	14,567,829	2,545,305	3,065,964	7,055,778	3,154,839	4,558,490	6,890,274	1,083,326	84,139,926

% Percentage											
Income	BEPZA	Dhaka EPZ	Chattogram EPZ	Mongla EPZ	Ishwardi EPZ	Cumilla EPZ	Uttara EPZ	Karnaphuli EPZ	Adamjee EPZ	BEPZA EZ	Total
Rental Income	0	38	55	76	72	68	63	68	62	0	40
Service Charge	0	27	23	8	14	22	17	28	21	0	16
Water Supply	0	26	0	3	7	4	12	(5)	7	0	7
Misc.	100	10	22	13	7	5	8	9	9	0	38
Total	100	100	100	100	100	100	100	100	100	0	100

Table - 2 : Breakdown of administrative expenses 2023- BDT, USD and Percentage
Breakdown of administrative expenses (excluding depreciation cost) 2023 ending 30th June

TK BDT											
Expenses	BEPZA	Dhaka EPZ	Chattogram EPZ	Mongla EPZ	Ishwardi EPZ	Cumilla EPZ	Uttara EPZ	Karnaphuli EPZ	Adamjee EPZ	BEPZA EZ	Total
Salaries & Allow	205,536,644	138,367,037	122,561,581	58,186,448	68,822,323	69,924,543	60,797,895	74,909,016	95,198,406	20,342,062	914,645,955
Welfare & benefit	1,754,228,869	13,736,412	12,498,744	5,717,935	7,852,735	7,222,873	5,440,603	7,727,227	10,690,960	2,206,715	1,827,323,073
Rent, rates, taxes, Expenses	263,978,378	8,326,853	8,995,976	4,302,199	4,193,677	4,402,786	4,442,006	4,750,150	5,712,487	2,146,722	311,251,233
Contingencies	7,042,078	12,777,796	(1,443,988)	1,919,460	2,290,616	2,407,485	914,727	668,506	2,518,221	443,360	29,438,261
Repair & Main	42,029,708	74,303,946	52,982,246	19,404,469	16,629,098	25,166,034	34,280,947	28,377,622	26,066,877	1,413,142	320,653,987
Other Office exp	17,692,767	310,060	857,612	156,495	283,761	764,342	552,618	208,498	299,247	1,036,654	22,162,054
Total	2,290,508,444	247,822,004	196,452,170	89,687,005	100,072,210	109,888,063	106,328,796	116,641,019	140,486,196	27,588,655	3,425,474,563

\$ USD											
Expenses	BEPZA	Dhaka EPZ	Chattogram EPZ	Mongla EPZ	Ishwardi EPZ	Cumilla EPZ	Uttara EPZ	Karnaphuli EPZ	Adamjee EPZ	BEPZA EZ	Total
Salaries & Allow	1,957,492	1,317,781	1,167,253	554,157	655,451	665,948	579,028	713,419	906,651	193,734	8,710,914
Welfare & benefit	16,706,942	130,823	119,036	54,457	74,788	69,789	51,915	73,593	101,819	21,016	17,403,077
Rent, rates, taxes & Expenses	2,514,080	79,303	85,676	40,973	39,940	41,931	42,305	45,240	54,405	20,445	2,964,297
Contingencies	67,067	121,693	(13,752)	18,281	21,815	22,928	7,759	6,367	23,983	4,222	280,364
Repair & Main	400,283	707,656	504,593	184,804	159,372	239,677	326,485	270,263	248,256	13,458	3,053,847
Other Office exp	169,503	2,953	9,168	1,490	2,702	7,279	5,263	1,986	2,850	9,873	211,067
Total	21,814,366.13	2,360,209.56	1,870,973.05	854,161.95	953,068.67	1,046,552.98	1,012,655.20	1,110,866.85	1,337,963.79	262,749.09	32,623,567.26

% Percentage											
Expenses	BEPZA	Dhaka EPZ	Chattogram EPZ	Mongla EPZ	Ishwardi EPZ	Cumilla EPZ	Uttara EPZ	Karnaphuli EPZ	Adamjee EPZ	BEPZA EZ	Total
Salaries & Allow	9	56	62	65	69	64	57	64	68	74	27
Welfare & benefit	77	6	6	6	8	7	5	7	8	8	53
Rent, rates, taxes	12	3	5	5	4	4	4	4	4	8	9
Contingencies	0	5	(1)	2	2	2	1	1	2	2	1
Repair & Main	2	30	27	22	17	23	32	24	19	5	9
Other Office exp	1	0	0	0	0	1	1	0	0	4	1
Total	100	100	100	100	100	100	100	100	100	100	100

Annex 2 EBITA Statement

Table - 1 : EPZs Breakdown of income 2022- BDT, USD and Percentage

Breakdown of Income 2022 ending 30th June

BD TK											
Income	BEPZA	Dhaka EPZ	Chattogram EPZ	Mongla EPZ	Ishwardi EPZ	Cumilla EPZ	Uttara EPZ	Karna-phuli EPZ	Adamjee EPZ	BEPZA EZ	Total
Rental Income	4,579,730	515,504,978	711,922,130	142,668,662	180,875,445	389,533,566	168,395,531	268,332,044	373,219,826	10,704,022	2,765,935,934
Utility	16,740	379,158,465	321,465,405	15,222,591	37,175,628	139,185,448	57,164,771	142,844,369	129,084,444	197,611	1,221,515,472
Income From Water Bill		465,106,352	13,946,107	9,168,835	20,024,128	41,632,347	36,131,536	(96,104,707)	56,975,619	5,448	566,885,665
Others Income	2,153,650,022	121,089,347	384,789,591	31,509,635	15,220,534	32,097,238	25,221,053	(55,032,500)	72,639,614	2,909,984	2,784,094,519
Total	2,158,246,492	1,500,859,142	1,432,123,233	198,769,723	253,295,735	602,448,599	286,912,892	260,039,206	631,919,504	13,617,065	7,338,431,590

\$ USD											
Income	BEPZA	Dhaka EPZ	Chattogram EPZ	Mongla EPZ	Ishwardi EPZ	Cumilla EPZ	Uttara EPZ	Karna-phuli EPZ	Adamjee EPZ	BEPZA EZ	Total
Rental Income	48,208	5,426,368	7,493,917	1,503,891	1,903,952	4,100,353	1,772,585	2,824,548	3,928,630	112,674	29,115,115
Service Charge	176	3,991,142	3,383,846	160,238	391,322	1,465,110	601,734	1,503,625	1,358,794	2,080	12,858,058
Water Supply	-	5,106,383	146,801	96,514	210,780	438,235	380,332	(1,011,628)	599,743	57	5,967,218
Miscellaneous	22,670,000	1,274,625	4,050,417	331,680	160,216	337,866	265,485	(579,289)	764,628	30,631	29,306,258
Total	22,718,384	15,798,517	15,074,981	2,092,313	2,666,271	6,341,564	3,020,136	2,737,255	6,651,784	145,443	77,246,648

% Percentage											
Income	BEPZA	Dhaka EPZ	Chattogram EPZ	Mongla EPZ	Ishwardi EPZ	Cumilla EPZ	Uttara EPZ	Karna-phuli EPZ	Adamjee EPZ	BEPZA EZ	Total
Rental Income	0	34	50	72	71	65	59	103	59	0	38
Service Charge	0	25	22	8	15	23	20	55	20	0	17
Water Supply	0	32	1	5	8	7	13	(37)	9	0	8
Miscellaneous	100	8	27	16	6	5	9	(21)	11	0	38
Total	100	100	100	100	100	100	100	100	100	0	100

Table - 2 : Breakdown of administrative expenses 2022- BDT, USD and Percentage
Breakdown of administrative expenses (excluding depreciation cost) 2022 ending 30th June

BDT											
Expenses	BEPZA	Dhaka EPZ	Chattogram EPZ	Mongla EPZ	Ishwardi EPZ	Cumilla EPZ	Uttara EPZ	Karna-phuli EPZ	Adamjee EPZ	BEPZA EZ	Total
Salaries & Allow	134,500,619	113,189,572	200,558,112	56,345,803	67,596,060	70,653,892	56,493,719	73,634,493	94,424,679	14,783,110	882,180,049
Welfare & benefit	15,525,092	13,994,077	370,492,026	6,415,313	8,134,521	8,763,433	6,340,342	9,053,124	9,210,169	2,168,818	450,096,915
Rent, rates, taxes & Expenses	279,752,303	8,272,553	9,252,536	4,097,968	4,016,700	5,426,718	3,627,978	5,967,666	4,951,782	6,127,100	331,393,204
Contingen-cies	29,669,779	12,596,254	4,218,550	1,210,168	1,669,560	1,904,341	697,080	745,135	2,969,881	779,456	56,450,204
Repair & Main	19,971,172	32,912,142	23,357,725	15,951,821	17,259,061	19,824,977	23,357,549	15,048,487	28,929,472	808,831	197,421,237
Other Office exp	30,504,411	1,706,687	617,764	613,075	644,616	421,158	(2,117,894)	274,449	388,339	54,521	33,107,126
Total	509,923,376	182,671,285	608,496,713	84,634,148	99,320,518	106,994,509	88,389,674	104,623,354	140,874,322	24,721,836	1,950,648,735

\$ USD											
Expenses	BEPZA	Dhaka EPZ	Chattogram EPZ	Mongla EPZ	Ishwardi EPZ	Cumilla EPZ	Uttara EPZ	Karnaphuli EPZ	Adamjee EPZ	BEPZA EZ	Total
Salaries & Allow	1,415,796	1,191,469	2,111,138	593,114	711,537	743,725	594,671	775,100	993,944	155,612	9,286,106
Welfare & benefit	163,422	147,306	3,899,916	67,530	85,627	92,247	66,740	95,296	96,949	22,830	4,737,862
Rent, rates, taxes & Expenses	2,944,761	87,080	97,395	43,137	42,281	57,123	38,188	61,765	52,124	64,496	3,488,350
Contingencies	312,313	132,592	44,406	12,739	17,574	20,046	7,232	7,844	31,262	8,205	594,213
Repair & Main	210,223	346,444	245,871	167,914	181,674	208,694	245,869	158,405	304,521	8,514	2,078,118
Other Office exp	321,099	17,965	6,503	6,453	6,785	4,433	(22,294)	2,899	4,088	574	348,496
Total	5,367,614	1,922,856	6,405,229	890,886	1,045,479	1,126,258	930,407	1,101,298	1,482,888	260,230	20,533,145

% Percentage											
Expenses	BEPZA	Dhaka EPZ	Chattogram EPZ	Mongla EPZ	Ishwardi EPZ	Cumilla EPZ	Uttara EPZ	Karnaphuli EPZ	Adamjee EPZ	BEPZA EZ	Total
Salaries & Allow	26	62	33	67	68	66	64	70	67	60	45
Welfare & benefit	3	8	61	8	8	8	7	9	7	9	23
Rent, rates, taxes	55	5	2	5	4	5	4	6	4	25	17
Contingencies	6	7	1	1	2	2	1	1	2	3	3
Repair & Main	4	18	4	19	17	19	26	14	21	3	10
Other Office exp	6	1	0	1	1	0	(2)	0	0	0	2
Total	100	100	100	100	100	100	100	100	100	100	100

Annex 2 EBITA Statement

Table - 1 : EPZs Breakdown of Income 2021- BDT, USD and Percentage

Breakdown of Income 2021 ending 30th June

BD TK											
Income	BEPZA	Dhaka EPZ	Chattogram EPZ	Mongla EPZ	Ishwardi EPZ	Cumilla EPZ	Uttara EPZ	Karna-phuli EPZ	Adamjee EPZ	BEPZA EZ	Total
Rental Income	4,587,144	481,018,658	471,766,869	132,200,440	151,771,840	338,214,587	144,900,480	253,832,125	348,831,563	-	2,327,123,706
Income from Utility	-	372,009,924	313,614,745	9,902,805	33,457,118	82,148,968	53,635,720	124,809,510	109,669,735	355,661	1,099,604,186
Water Supply	-	479,200,436	-	15,998,263	18,917,651	41,473,706	36,012,989	(92,025,259)	59,199,497	-	558,777,283
Misc.	1,436,757,636	7,111,120	17,161,218	852,172	1,415,046	2,019,379	1,443,237	2,020,481	968,667	-	1,469,748,956
Others Income	(28,362,849)	37,212,116	287,243,585	24,838,318	18,480,537	88,140,030	33,760,655	43,084,331	96,705,840	879,671	601,982,235
Total 2021	1,412,981,930	1,376,552,253	1,089,786,417	183,791,998	224,042,193	551,996,670	269,753,082	331,721,188	615,375,302	1,235,332	6,057,236,365

\$ USD											
Income	BEPZA	Dhaka EPZ	Chattogram EPZ	Mongla EPZ	Ishwardi EPZ	Cumilla EPZ	Uttara EPZ	Karna-phuli EPZ	Adamjee EPZ	BEPZA EZ	Total
Rental Income	52,726	5,528,950	5,422,608	1,519,545	1,744,504	3,887,524	1,665,523	2,917,611	4,009,558	-	26,748,548
Income from Utility	-	4,275,976	3,604,767	113,825	384,565	944,241	616,503	1,434,592	1,260,572	4,088	12,639,129
Water Supply	-	5,508,051	-	183,888	217,444	476,709	413,942	(1,057,762)	680,454	-	6,422,727
Misc.	16,514,456	91,737	197,255	9,795	16,265	23,211	16,589	23,224	11,134	-	16,893,666
Others Income	(326,010)	427,725	3,301,650	285,498	212,420	1,013,104	388,054	495,222	1,111,561	10,111	6,919,336
Total 2021	16,241,172	15,822,440	12,526,281	2,112,552	2,575,198	6,344,789	3,100,610	3,812,897	7,073,279	14,199	69,623,406

% Percentage											
Income	BEPZA	Dhaka EPZ	Chattogram EPZ	Mongla EPZ	Ishwardi EPZ	Cumilla EPZ	Uttara EPZ	Karna-phuli EPZ	Adamjee EPZ	BEPZA EZ	Total
Rental Income	0	35	43	72	68	61	54	77	57	0	38
Income from Utility	0	27	29	5	15	15	20	38	18	0	18
Water Supply	0	35	0	9	8	8	13	(28)	10	0	9
Misc.	100	3	28	14	9	16	13	14	16	0	34
Total 2021	100	100	100	100	100	100	100	100	100	100	100

Table - 2 : Breakdown of administrative expenses 2021- BDT, USD and Percentage.

Breakdown of administrative expenses (excluding depreciation cost) 2021 ending 30th June

BDT											
Expenses	BEPZA	Dhaka EPZ	Chattogram EPZ	Mongla EPZ	Ishwardi EPZ	Cumilla EPZ	Uttara EPZ	Karna-phuli EPZ	Adamjee EPZ	BEPZA EZ	Total
Salaries & Allow	180,598,514	130,230,854	112,738,406	50,699,786	58,045,223	63,825,530	52,900,078	67,987,304	82,971,115	13,150,928	813,147,738
Welfare & benefit	148,909,892	14,989,345	13,346,696	5,637,781	7,312,595	7,733,406	5,873,338	7,902,254	8,734,629	1,795,623	222,235,559
Rent, rates, taxes & Expenses	253,286,062	7,536,632	9,405,612	3,558,049	4,362,170	4,821,991	3,780,971	6,409,070	5,046,561	3,778,034	301,985,151
Contingen-cies	7,838,248	9,506,151	3,748,391	1,114,848	1,811,583	1,869,895	532,646	588,218	3,442,566	29,344	30,481,890
Repair & Main	20,239,618	35,048,741	37,535,997	15,497,403	30,224,866	18,913,800	16,752,406	24,370,343	18,049,411	395,962	217,028,548
Other Office exp	30,225,078	427,897	814,247	331,398	492,954	473,168	356,347	427,904	613,828	79,907	34,242,728
Total	641,097,412	197,739,620	177,589,349	76,839,265	102,249,391	97,637,790	80,195,786	107,685,093	118,858,110	19,229,798	1,619,121,614

\$ USD											
Expenses	BEPZA	Dhaka EPZ	Chattogram EPZ	Mongla EPZ	Ishwardi EPZ	Cumilla EPZ	Uttara EPZ	Karnaphuli EPZ	Adamjee EPZ	BEPZA EZ	Total
Salaries & Allow	2,075,845	1,496,906	1,295,844	582,756	667,186	733,627	608,047	781,463	953,691	151,160	9,346,526
Welfare & benefit	1,711,608	172,291	153,410	64,802	84,053	88,890	67,510	90,831	100,398	20,639	2,554,432
Rent, rates, taxes & Expenses	2,911,334	86,628	108,110	40,897	50,140	55,425	43,459	73,667	58,006	43,426	3,471,094
Contingencies	90,095	109,266	43,085	12,814	20,823	21,493	6,122	6,761	39,570	337	350,367
Repair & Main	232,639	402,859	431,448	178,131	347,412	217,400	192,556	280,119	207,464	4,551	2,494,581
Other Office exp	347,415	4,918	9,359	3,809	5,666	5,439	4,096	4,918	7,055	918	393,595
Total	7,368,936	197,739,620	177,589,349	76,839,265	102,249,391	97,637,790	80,195,786	107,685,093	118,858,110	19,229,798	18,610,593

% Percentage											
Expenses	BEPZA	Dhaka EPZ	Chattogram EPZ	Mongla EPZ	Ishwardi EPZ	Cumilla EPZ	Uttara EPZ	Karnaphuli EPZ	Adamjee EPZ	BEPZA EZ	
Salaries & Allow	28	66	63	66	57	65	66	63	70	68	
Welfare & benefit	23	8	8	7	7	8	7	7	7	9	
Rent, rates, taxes	40	4	5	5	4	5	5	6	4	20	
Contingencies	1	5	2	1	2	2	1	1	3	0	
Repair & Main	3	18	21	20	30	19	21	23	15	2	
Other Office exp	5	0	0	0	0	0	0	0	1	0	
Total	100	100	100	100	100	100	100	100	100	100	

Annex 2 EBITA Statement

Table - 1: EPZs Breakdown of Income 2020- BDT, USD and Percentage
Breakdown of Income 2020 ending 30th June

BD TK											
Income	BEPZA	Dhaka EPZ	Chattogram EPZ	Mongla EPZ	Ishwardi EPZ	Cumilla EPZ	Uttara EPZ	Karna-phuli EPZ	Adamjee EPZ	BEPZA EZ	Total
Rental Income	4,030,517	500,735,136	476,216,055	124,155,814	158,181,355	349,051,198	145,684,821	277,165,901	319,257,507		2354478293
Income from Utility		356,085,379	322,992,248	8,364,807	26,025,761	93,527,008	45,983,643	102,689,187	105,603,737		1061271768
Water Supply	-	464852959	00000	18204463	14642042	33645283	31224429	-80655000	49691335	-	531605511
Misc.	1,096,737,700	7478322	12382507	1056161	966258	2521489	1985079	3417177	1607052	0000	1128151747
Others Income	(17,810,272)	68646900	207899547	18607620	16869357	34370226	26881856	119310825	87354574	182207	562312839
Total	1,082,957,945	1,397,798,696	1,019,490,357	170,388,865	216,684,773	513,115,194	251,759,828	421,928,090	563,514,205	182,207	5,637,820,159

\$ USD											
Income	BEPZA	Dhaka EPZ	Chattogram EPZ	Mongla EPZ	Ishwardi EPZ	Cumilla EPZ	Uttara EPZ	Karna-phuli EPZ	Adamjee EPZ	BEPZA EZ	Total
Rental Income	47418	5891002	5602542	1460657	1860957	4106485	1713939	3260775	3755971	0	27699745
Income from Utility	0	4189240	3799909	98409	306185	1100318	540984	1209108	1242397	0	12485550
Water Supply	0	5468958	0	214170	172259	395827	367346	(948982)	584604	0	6254182
Misc.	12902796	87980	145677	12425	11368	29665	23354	40202	18906	0	13272373
Others Income											
Total	12950214	15637080	9548127	1785662	2350770	5632294	2645623	3560203	5601878	0	59711851

% Percentage											
Income	BEPZA	Dhaka EPZ	Chattogram EPZ	Mongla EPZ	Ishwardi EPZ	Cumilla EPZ	Uttara EPZ	Karna-phuli EPZ	Adamjee EPZ	BEPZA EZ	Total
Rental Income	0	38	59	82	79	73	65	92	67	0	46
Income from Utility	0	27	40	6	13	20	20	34	22	0	21
Water Supply	0	35	0	12	7	7	14	(27)	10	0	10
Misc.	100	1	2	1	0	1	1	1	0	0	22
Total	100	100	100	100	100	100	100	100	100	100	100

Table - 2 : Breakdown of Administrative Expenses 2020- BDT, USD and Percentage
Breakdown of Administrative Expenses (Excluding Depreciation Cost) 2020 ending 30th June

BDT											
Expenses	BEPZA	Dhaka EPZ	Chattogram EPZ	Mongla EPZ	Ishwardi EPZ	Cumilla EPZ	Uttara EPZ	Karnaphuli EPZ	Adamjee EPZ	BEPZA EZ	Total
Salaries & Allow	182744072	133655337	117021964	51536817	60214598	61433014	56579964	68037755	84020306	11150511	826394338
Welfare & benefit	129262072	15212285	14525923	7241497	7857264	8148415	6498967	8340101	10110912	1156987	208354423
Rent, rates, taxes & Expenses	262097798	9131121	10561280	4402695	4208587	4788217	4514241	6152990	5970676	3731067	315558662
Contingencies	8844101	8633560	9866908	1065158	1914970	3358568	416529	562900	2692125	306497	37661316
Repair & Main	18704096	30073946	62846198	18566977	22066122	65035656	9017984	8466085	11287930	166284	246231278
Other Office exp	18759221	855480	1616004	415442	1175922	391381	694619	552512	338493	63565	24862639
Total	620411350	197561729	216438277	83228586	97437463	143155251	77722304	92112343	114420442	16574911	1659062666

\$ USD											
Expenses	BEPZA	Dhaka EPZ	Chattogram EPZ	Mongla EPZ	Ishwardi EPZ	Cumilla EPZ	Uttara EPZ	Karnaphuli EPZ	Adamjee EPZ	BEPZA EZ	Total
Salaries & Allow	2149930	1572416	1376729	606315	708407	722741	665647	800444	989474	131182	9722286
Welfare & benefit	1615776	178968	170893	85194	92438	95964	76458	98119	118952	13612	2451229
Rent, rates, taxes & Expenses	3276222	107425	124250	51796	49513	56332	53109	72388	70243	43895	3712455
Contingencies	110551	101571	116081	12531	22529	39513	4900	6622	31672	3606	443074
Repair & Main	233801	353811	739367	218435	259601	765125	106094	99601	132799	1956	2896839
Other Office exp	234490	10064	19012	4888	13834	4604	8172	6500	3982	748	292502
Total	7620771	2324256	2546333	979160	1146323	1694179	914380	1083675	1346123	194999	19518384

% Percentage											
Expenses	BEPZA	Dhaka EPZ	Chattogram EPZ	Mongla EPZ	Ishwardi EPZ	Cumilla EPZ	Uttara EPZ	Karnaphuli EPZ	Adamjee EPZ	BEPZA EZ	Total
Salaries & Allow	26	61	68	66	76	56	69	61	72	53	49
Welfare & benefit	20	7	9	8	10	8	8	8	8	5	13
Rent, rates, taxes	42	4	7	7	5	5	7	6	4	32	21
Contingencies	6	4	3	1	2	2	1	1	1	5	4
Repair & Main	4	23	13	17	6	28	14	24	13	5	12
Other Office exp	2	1	0	1	0	1	1	1	1	0	1
Total	100	100	100	100	100	100	100	100	100	100	100

Photo Gallery



1. BEPZA Executive Chairman addressing the investment promotion seminar held in China
2. BEPZA delegates along with the officials visit a factory at Hong Kong
3. Prospective investors spontaneously sharing their views at the seminar in China
4. BEPZA team along with Consul General of BD in Hong Kong and investors pose after the seminar



1. Principal Secretary to HPM delivering speech in the seminar as the Chief Guest
2. Executive Chairman of BEPZA delivering welcome speech
3. Dr Razzaque delivering his speech as Keynote speaker in the seminar
4. Principal Secretary to HPM along with Executive Chairman, other guests and high officials of BEPZA pose after the seminar



1



2



3



4

1. BEPZA Executive Chairman along with high officials poses after placing wreath at the mural of Bangabandhu commemorating 15th August
2. BEPZA Chief along with high officials placing wreath at Bangabandhu Memorial Museum
3. BEPZA Executive Chairman speaking at a discussion meeting commemorating Bangabandhu's birthday
4. BEPZA officials attentively listening the speech of Executive Chairman on National Mourning Day



1



2



3



4

1. Law Minister Anisul Huq receiving feedback of a worker during visiting Dhaka EPZ
2. Principal Secretary to the HPM and BEPZA Chief observing the production process of a factory in Uttara EPZ
3. BEPZA Executive Chairman discussing with ILO Country Director
4. BEPZA Executive Chairman inaugurating a power plant at Cumilla EPZ
5. Executive Chairman of BEPZA explaining the investment opportunities in the summit
6. BEPZA EC witnessing the signing ceremony between BEPZA & Pacific Attires



Acronyms and abbreviations

1US\$ = 105.00 Bangladesh Taka (BDT)

1BDT = 0.0095 US\$

WEIGHTS AND MEASURES

1 acre = 0.404 hectare

1 ha = 10,000 m²

ACRONYMS, ABBREVIATIONS AND INITIALS

BICF	Bangladesh Investment Climate Fund
BEPZA	Bangladesh Export Processing Zones Authority
CAPEX	Capital Expenditures
EBITDA	Earnings Before Interest Taxes Depreciation Amortization
EPZ	Export Processing Zone
IFC	International Finance Corporation
IRR	Internal Rate of Return
M ²	Square meter
M ³	Cubic meter
OPEX	Operating Expenditures
PPP	Public Private Partnership
ROE	Return on Equity
ROI	Return on Investment
SFB	Standard Factory Building
TFP	Total Factor Productivity
YEAR	Ended on 30 June



Government of the People's Republic of Bangladesh
Prime Minister's Office

BANGLADESH EXPORT PROCESSING ZONES AUTHORITY



BEPZA Complex, House # 19/D, Road # 6, Dhanmondi, Dhaka-1205

Phone: 88-02-41060870, 41060116, 41060858 PABX: 9613467, 9613459

E-mail: info@bepza.gov.bd, chairman@bepza.gov.bd, member.ip@bepza.gov.bd, ed.ip@bepza.gov.bd, ed.pr@bepza.gov.bd,

Website: www.bepza.gov.bd