






Annual Report 2020-21



বাংলাদেশের
সুবর্ণজয়ন্তী
Bangladesh







Bangabandhu Sheikh Mujibur Rahman dreamt for Sonar Bangla who orchestrated the roadmap of prosperous Bangladesh

The Hon'ble Prime Minister Sheikh Hasina takes a vow to build Sonar Bangla and under the dynamic leadership of her Bangladesh advancing with irresistible force to a Developed Nation by 2041 & also on the verge of Delta Plan 2100

Dreams come true in Sonar Bangla because Dreams made in Bangladesh. HPM Sheikh Hasina creates the dream and shows the way to materialize prosperous Bangladesh. On the occasion of Golden Jubilee of Bangladesh, the world is watching the country as the role model of development. The country currently is the world's 37th largest economy.



BEPZA is a proud partner of "Made in Bangladesh" journey. BEPZA paves the way for diversified investment along with modern industrialization, flourishes export including poverty alleviation. BEPZA's success story has encouraged the government to adopt Economic Zone strategy. Now BEPZA is a brand in global business arena.

Editor's Pen



We are very pleased to publish BEPZA Annual Report of the Fiscal Year 2020-21 in a comprehensive layout to our valued readers. We have added our success stories, achievements and overall activities of the fiscal year through this report which will help to find important data & information of BEPZA rapidly with your interest. We are also tried to illustrate the financial statement as well as our vibrant activities during FY 2020-21 in this publication.

This year the nation celebrates Golden Jubilee of Bangladesh & Mujib Centenary. In 2021, the country has become 'Development Surprise' to the world. Our economic growth has been startling and consistent- helping us to graduate to a developing country. BEPZA has been a partner of Bangladesh's economic progress by promoting investment, boosting up export with product diversification and generating employment especially for women empowerment during its 40 years of journey. In the beginning, we highlighted BEPZA's successful and praiseworthy performance during the last 13 years. We also added BEPZA's target in coming days to make Bangladesh a developed country by attracting more local and Foreign Direct Investment (FDI) in line with the Vision 2041. We included our current fiscal year performances, cumulative status etc. in this publication as well.

In this report, we placed APA recognition, SDGs & Digital Bangladesh and the role of BEPZA in implementing the 2041. Benefits of the EPZ workers like wages, compliances, skill development, workplace safety, WWA election and CSR part are also included. Besides, 8 EPZs profile, significant scenarios are covered in a nutshell. In financial part of this publication, we designed data with some graphs and tables to describe it easily.

We bring the success of the organization into light by sharing this Year Book with you. We are thankful to Accounts & Finance, Investment Promotion and Engineering Division as well as Zone Offices for their tremendous support in this journey. Public Relations Department has tried to compiled all the data in this publications. Our endeavour will be successful if this Annual Report will be beneficial for all stakeholders and could present a complete picture of BEPZA to its valuable readers.



General Manager
Public Relations

CONTENTS

MESSAGE

The Hon'ble Prime Minister of Bangladesh
Principal Secretary to the Hon'ble Prime Minister
Executive Chairman, BEPZA

5-9

PARAGON OF INVESTMENT

BEPZA-Beacon of Investment,
Achievement of BEPZA during 2009-2021,
Trend of Investment, Trade Facilities, Investment,
Bunch of Incentives, One Stop Services,
Growing Contribution, Attainment in 2020-21 FY,
Cumulative Statistics, Socio-economic Progress

11-24

ECO BALANCE

Go Green, Water Treatment Plant, Central Effluent Treatment
Plant, Power Plant, Waste Heat Recovery Unit, Solar Panels
and Solar Street Lights, Tree Plantation, Environment Lab

25-28

PLAN

Annual Performance Agreement (APA), Vision 2041,
Sustainable Development Goals (SDGs), Digital Bangladesh,
4IR Wave & BEPZA

29-32

HARMONY

Wages & Benefits, Compliances, Skill Development,
Workplace Safety, WWA Election and CSR

33-37

GLANCE TOUR ON EPZs

Quick look on 8 EPZs and BEPZA Economic Zone
CEPZ, DEPZ, MEPZ, CumEPZ, UEPZ, IEPZ, AEPZ, KEPZ
Country & Product wise units

38-77

FINANCIAL

Accounts Analysis, Financial statements, Balance Sheets,
Financial Ratios, EBITDA Analysis, EBITDA Statement with
other data

78-96

“The only thing I focus on-
Is how to make the life of the people
meaningful, well off
and build Bangladesh into
a prosperous nation.”

- Sheikh Hasina

“Sheikh Hasina's leadership skills:
Unique combination of exemplary
courage and vision”

- The Economic Times

She is-

43rd of the world's 100 Most Powerful
Women on Forbes' 18th Annual List

6th Most Powerful Women in Asia on
Forbes' 18th Annual List

The Hon'ble Prime Minister
Sheikh Hasina rewarded with
“Global Women's Leadership Award,
WIP Global Forum Award,
South-South Award,
Champions of the Earth Award,
Agent of Change Award and
Planet 50-50 Champion Award” etc.

অপ্রতিরোধ্য
অগ্রযাত্রায়
বাংলাদেশ



BANGLADESH
ADVANCING WITH
IRRESISTIBLE FORCE



শেখ হাসিনা বিশেষ উদ্যোগ
Sheikh Hasina Special Initiatives

শেখ হাসিনার নির্দেশ বিনিয়োগ বান্ধব বাংলাদেশ

**Sheikh Hasina's Instruction
Investment Friendly Bangladesh**

শেখ হাসিনার প্রতিশ্রুতি রপ্তানীর উর্ধ্বগতি

**Sheikh Hasina's Commitment
Exports' Enhancement**

শেখ হাসিনার প্রতিশ্রুতি নারী জাগরণে অগ্রগতি
**Sheikh Hasina's Commitment Progress in
Women's Empowerment**

শেখ হাসিনার নির্দেশ গড়ব সোনার বাংলাদেশ
Sheikh Hasina's Vow to Build Sonar Bangladesh



بِسْمِ اللَّهِ الرَّحْمَنِ الرَّحِيمِ



PRIME MINISTER
GOVERNMENT OF THE PEOPLE'S REPUBLIC OF
BANGLADESH

26 Ashwin 1428
11 October 2021

Message

I am happy to know that Bangladesh Export Processing Zones Authority (BEPZA) is publishing its Annual Report 2020-2021.

BEPZA has been playing a momentous role in transforming Bangladesh's economy. The role of the Export Processing Zones (EPZ) in attracting investment, boosting up export through product diversification and employment generation for a huge number of people during the past 13 years is praiseworthy.

Bangladesh is now one of the fastest-growing economies in the world with an optimistic outlook. The Awami League government has relentlessly been working to make Bangladesh one of the most preferred investment destinations in the world by creating a conducive business environment. Our government has emphasized on modernization and structural transformation of the economy, diversification of the economic base, technological progress, accelerated economic growth, employment creation, women empowerment and escalation of the living standard of the people.

The phenomenal success of BEPZA in converting a principally agro-based economy to an industrially advanced economy inspired us in establishing economic zones across the country to get more diversified investment in an organized way. To increase investment and generate employment, steps have been taken to establish 100 Economic Zones across the country, which will provide employment opportunities for an estimated one crore people. Approval has already been issued for the establishment of 97 Economic Zones. Production has already begun in 9 Economic Zones and the development work in 28 Economic Zones is in progress, which has provided employment opportunities for around 40,000 employment seekers. In addition, employment opportunities for another eight-lakh people will be created. Till date, investment proposals worth US\$ 27.07 billion from a total of 210 investors have been received in these Economic Zones, of which about US\$ 1.60 billion is foreign investment. The largest Economic Zone in the public sector 'Bangabandhu Sheikh Mujib Industrial City' is being developed in Mirsarai, Sonagazi and Sitakunda Upazilas on 30,000 acres of land as a planned and modern industrial zone.

I am delighted to learn that BEPZA has already started plot allotment in its Economic Zone at Mirsharai, Chattogram. I am confident that BEPZA would also be able to turn the zone into a successful one utilizing its expertise, professionalism and dedication achieved during the journey of 40 years. Moreover, our government has allowed BEPZA to establish 3 more EPZs in Gaibandha, Jessore and Patuakhali districts aiming to boost socio-economic development of those areas.

The Awami League government has been implementing Vision-2021, Vision-2041 and Delta Plan-2100 to take Bangladesh to a new height in the international arena and transform Bangladesh into a safe and peaceful home for our next generation. I hope, BEPZA will continue its growing contribution to this end.

I believe, BEPZA Annual Report 2020-2021 will be beneficial for all the investors at home and abroad. I wish the publication a grand success.

Joi Bangla. Joi Bangobandhu
May Bangladesh Live Forever.

Sheikh Hasina



MANAGEMENT STEPS

Board of Governors

Chaired by

The Honourable Prime Minister
Government of the People's Republic
of Bangladesh

Executive Board

Headed by

The Executive Chairman
Member: Investment Promotion,
Engineering, Finance

BEPZA

Lead by the Executive Chairman

Secretary (Administration)
General Manager : Investment Promotion, Enterprise Services,
Public Relations, Engineering, Maintenance, Security,
Management Information System, Accounts and Audit

Export Processing Zones

Operated by the General Manager

Chattogram EPZ	Cumilla EPZ
Dhaka EPZ	Karnaphuli EPZ
Adamjee EPZ	Ishwardi EPZ
Mongla EPZ	Uttara EPZ





Principal Secretary to the Prime Minister
Prime Minister's Office
Govt. of the People's Republic of Bangladesh



Message

I am pleased to know that Bangladesh Export Processing Zones Authority (BEPZA) is going to publish its Annual Report 2020-21.

This year is very momentous for us as we are celebrating Golden Jubilee of independence and the birth centenary of the Father of the Nation Bangabandhu Sheikh Mujibur Rahman. At 50, Bangladesh has a lot of achievements to be proud of.

Bangladesh is on right track to graduate from Least Developed Country (LDC) to Developing Country status and now considered as a 'Role Model of Development'. We are scoring impressive success in economic and socio-economic indicators. It has been possible through the prudent leadership of the Hon'ble Prime Minister Sheikh Hasina.

BEPZA, one of the organizations under Prime Minister's Office, is playing a significant role in expediting the development of Bangladesh by attracting foreign and local investment and by increasing export and creating employment. I am happy to learn that even during Corona virus pandemic, BEPZA has attracted US\$ 338 million investment and exported goods worth of US\$ 6637 million in the fiscal year 2020-21 which is around 20% of the country's total export. It is a remarkable feat that the EPZs of the country created new job opportunity for around 50 thousand people when the employment trend was negative globally due to economic slowdown caused by the pandemic.

I appreciate the role of BEPZA in maintaining an amicable relationship among Workers-Owners-Management which helps upholding the rights and privileges of the workers. Recent launching of BEPZA's Helpline for the grievance redress of the EPZs' workers is laudable. It is indeed a unique step of BEPZA that other such types of organization may emulate.

I am delighted to learn that BEPZA Economic Zone of Mirsharai, Chattogram is very close to being operational. I hope that BEPZA would be able to attract huge investment in this zone. Moreover, I believe the government's latest decision to establish three more EPZs in Gaibandha, Jashore and Patuakhali district would strengthen further inclusive development of the country.

I wish BEPZA further success.

Dr. Ahmad Kaikus



VISION

To Become a Significant Contributor for Economic Development of Bangladesh



MISSION

Strengthen the economic base of Bangladesh through

- Industrialization
- Promotion of Investment
- Boost up Export
- Generation of Employment in the Export Processing Zones



OBJECTIVES

- Promotion of Local & Foreign Investment in EPZs
- Better Services to the Investors
- Boost up Export of EPZs
- Enhancement of Employment Opportunities including Workers' Welfare in EPZs
- Transfer of Technology & Skill Development





Executive Chairman



Message

Bangladesh is now one of the bustling centers of economic activity and has become a regional hub of investment in Asia. Our country under the competent leadership of the Hon'ble Prime Minister Sheikh Hasina has made the remarkable progress in various sectors following the footsteps of Father of the Nation Bangabandhu Sheikh Mujibur Rahman.

BEPZA, the trailblazer investment promotion organization of the country, is contributing enormously for achieving the progress and accelerating the development of the country through industrialization, promotion of investment, boost up export, generation of employment. The 8 EPZs under BEPZA exported goods worth of US\$ 6637 million for the fiscal year 2020-21 which is around 20% of the country's total export. It is a remarkable achievement that BEPZA has created employment opportunity for around 50 thousand Bangladeshi nationals during the fiscal year.

BEPZA is continuing its trend of success through its 40 years of experience, dedication and professionalism. BEPZA has reduced the fear of the unknown for investors and build trust among them. Investors can take back whatever they invested to its entirety in accordance with international investment policies. The authority have noticeably reduced the single sector dependency on RMG adding as many as 22 product category in country's export basket.

The Hon'ble Prime Minister Sheikh Hasina who is also the Chairman of BEPZA Board of Governors always inspires & encourages BEPZA to do better by making investment friendly policy, pragmatic decisions and practical steps. BEPZA is committed to offer essential support to the investors. The rights and privileges including the safety and security of the workers are ensured in EPZs. The EPZs of Bangladesh have also simplified its procedure, brought number of services under OSS (One Stop Service) umbrella and introduced lucrative incentive packages to ensure optimal return from the investment. As a result, the EPZs of the country are now being lauded as 'Bonanza for Investment' in the world community.

Moreover, BEPZA Economic Zone, our biggest ever venture, located at Mirsharai of Chattogram is very close to being operational. We have already started plots allotment in this zone. The three more new EPZs is going to establish under BEPZA in Gaibandha, Jashore and Patuakhali district which will open a New Horizon for Investment in coming days.

BEPZA is ready with ample opportunities for the investors. I welcome all the investors to take the best investment opportunity. Be the best partner of BEPZA today for the best return of tomorrow.

Major General Md Nazrul Islam, SPP, ndu, afwc, psc, G



BEPZA Torchbearer

BEPZA was established under the BEPZA Act 1980 and the Foreign Private Investment Act 1980.

1993

Dhaka EPZ
Extension in 1997

1983

Chattogram EPZ
Extension in 1997

2000

Cumilla EPZ

2001

Ishwardi EPZ

1998

Mongla EPZ

2006

Karnaphuli EPZ

2006

**Adamjee
EPZ**

2001

Uttara EPZ

2018

The Hon'ble Prime Minister
unveiling the foundation stone of
BEPZA Economic Zone

BEPZA EZ

Mirsharai, Chattogram



Paragon of Investment

BEPZA-Beacon of Investment

Achievement of BEPZA during 2009-2021

Trend of Investment

Trade Facilities

Investment

Bunch of Incentives

One Stop Services

Growing Contribution

Attainment in 2020-21 FY

Cumulative Statistics

Socio-economic Progress

50

YEARS ECONOMIC PROGRESS OF BANGLADESH

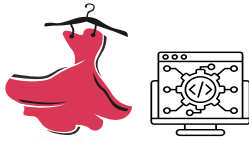
Development of Bangladesh has been ranked in the top **10** in **13** different sectors around the globe.



1st in Hilsa (Ilish) production



2nd in RMG export & IT outsourcing And Jack Fruit & Jute Production



3rd in Vegetables & Freshwater Fish



4th in Rice Production



6th in Potato Production



8th in Remittance and Mango & Guava Production



9th in Tea Production



Per Capita Income

1971	2020
US\$ 134.00	US\$ 2064.00

Export Earning

1972-73 FY	2020-21 FY
US\$ 34.84 crore	US\$ 3,875.83 crore

Foreign Direct Investment

1972	2019
US\$ 90,000.00	US\$ 3.61 billion

Diminishing Poverty

1973	2019
89%	20%

Industry

1973	2019
313 nos.	46,291 nos.

GDP Growth Rate

1972	2020-21 FY
2.5%	5.47%

Food Production

1972	2020
1.20 crore ton	4.25 crore ton

Revenue Increase

1972-73 FY	2020-21 FY
Tk. 166 crore	Tk. 2,60,000.00 crore

BEPZA-BEACON OF INVESTMENT

Celebration of the golden jubilee of Bangladesh is the biggest milestone for the nation. In the journey of 50 years of independence the country has improved its status from a “Basket Case” to an “Emerging Economy” under the dynamic leadership of the Honourable Prime Minister Sheikh Hasina.

One of the major factors behind this development is definitely private sector industrialization. BEPZA, the pioneer investment promotional authority of the country, is playing a significant role in flourishing industrialization by leading from the front. ‘BEPZA has been playing a momentous role in transforming Bangladesh’s economy’- this statement of the Hon’ble Prime Minister Sheikh Hasina infact echoes the contribution of BEPZA in the overall progress of Bangladesh and thus assisting to fulfill the vision of becoming a developed nation by 2041.

From the very beginning, BEPZA has shown tremendous success in the fields of investment, export, employment generation, product diversification, lifestyle modification, green industrialization etc. 38 countries of the world have kept their faith on BEPZA through investing in EPZs.

BEPZA has sustained its contribution by providing the lion’s share of economic output regularly. The EPZs under BEPZA is contributing around 20% of the total national export. Local & Foreign Direct Investment and employment of the enterprises in EPZs have been increasing significantly every year.

Establishment of EPZ has transformed the agro based lagging area into industrially developed region. Mongla, Uttara & Ishwardi EPZ has changed the landscape of those areas and transformed into modern satellite town. Living standard of the people has been changed. They are now enjoying the facilities of the urban lifestyle.

BEPZA has been allowed to set up BEPZA Economic Zone at Mirsharai, Chattogram as

the smart zone of the future which is very close to be operational. Moreover, the government has decided to set up three more EPZs under BEPZA- Patuakhali EPZ in the south, Jashore EPZ in the south-west and Rangpur EPZ in the northern part of the country for the development of those regions.

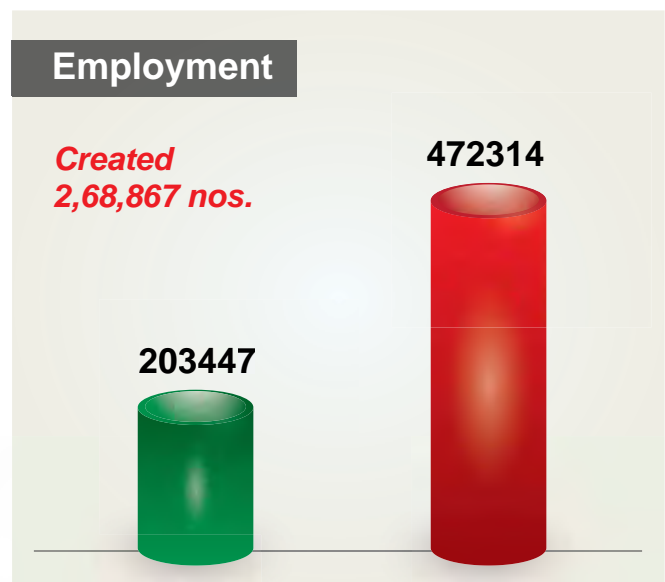
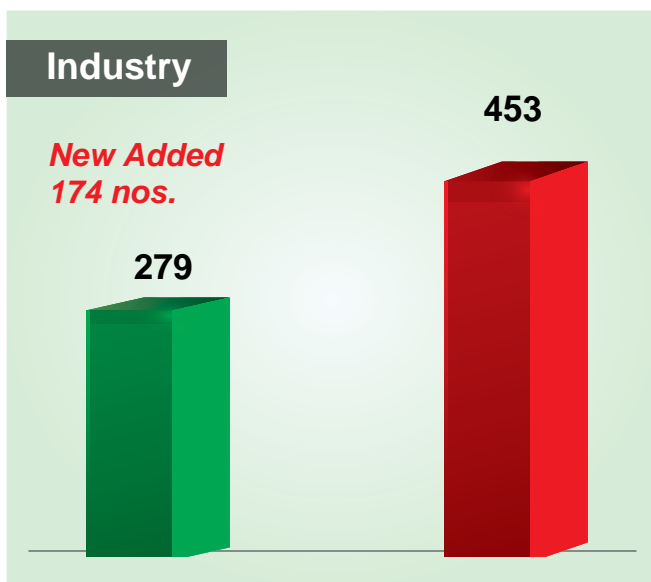
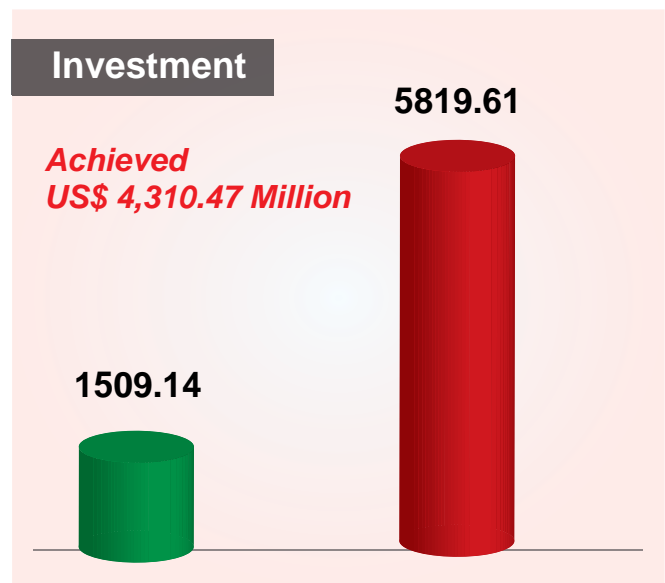
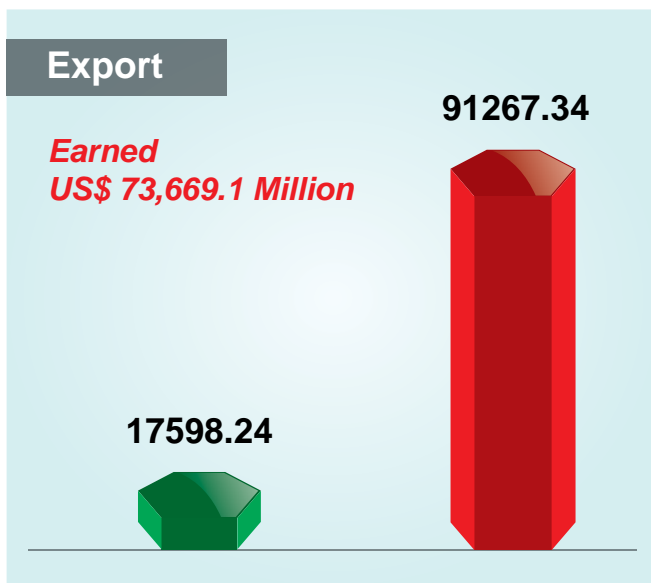
BEPZA welcomes foreign investments in the EPZs as it is the most competitive production base in South Asia. Being a renowned investment promotional agency with 40 years’ of expertise dealing with the foreign investors, BEPZA is ready to embrace investment from any corner of the world with an open mind.



ACHIEVEMENT DURING 2009-2021

Bangladesh - a rising economic power in Southeast Asia is experiencing exponential growth in all her micro and macroeconomic indicators under the courageous and pragmatic steps taken by the Government headed by the Honorable Prime Minister Sheikh Hasina. Promotion of local & foreign investment, boost up export including product diversification, enhancement of employment

opportunities as well as workers welfare and transfer of technology & skill development and women empowerment are the main objectives of BEPZA. BEPZA achieved a remarkable success in the last few years keeping mind of those objectives and under the guidance of the Honorable Prime Minister Sheikh Hasina. Here we depicted the achievement sketch of these sectors during 2009-2021 periods.



Upto December-2008

Upto December - 2021

TREND OF INVESTMENT

Bangladesh has made spectacular economic progress over the last five decades. BEPZA is one of the leading organizations in the country contributing immensely in rapid industrialization and economic progression of the country. BEPZA have established eight EPZs and few are also being contemplated. Moreover, BEPZA is developing an Economic Zone which is nearly ready to welcome new investors. The operational EPZs have already made a distinct mark in the arena of the global businesspersons overcoming the challenges. EPZs of Bangladesh are working to strengthen the economic base and socio-economic development of Bangladesh through

attracting investment, boosting up export and employment generation. EPZs are already well known as 'Bonanza for the Investors' due to low cost production base, availability of cheapest energetic workforce and geo-regional location. BEPZA always tries to maintain the peaceful production oriented investment friendly industrial atmosphere in the EPZs. For this reason, various adverse situations in industrial sector of the country could not affect on EPZs. Now BEPZA is a brand in the global market. Investment in the EPZ is always welcome and BEPZA ensures congenial atmosphere for the investors. Investors from 38 countries have invested in the EPZs of Bangladesh.



TRADE FACILITIES



The Generalized System of Preferences (GSP)

Bangladesh enjoys GSP facilities in 38 countries (27 EU member states, United Kingdom, Australia, New Zealand, Norway, Switzerland, Japan, Turkey, Canada, Russia, Liechtenstein, and Belarus). The government is sincere about GSP+ facilities after graduation of LDC in 2026.

Duty Free Quota Free (DFQF) Access

Bangladesh as a Least Developed Country (LDC) enjoys duty-free, quota-free access for all products except arms and ammunition in the EU market including some other countries as a Least Developed Country (LDC) under the EBA (Everything but Arms) facility. Bangladesh gets duty-free market access to European Union, UK, Canada, Australia, Japan and some other countries. The country also gets duty-free access for a range of products in the Indian and Sri

Lankan markets under the South Asian Free Trade Area (SAFTA).

Free Trade Agreement

Business without borders is a must in recent economic perspective. Bangladesh has signed 4 regional preferential trading arrangements (APTA, SAPTA, SAFTA and BIMSTEC), 1 Bilateral Preferential Trade Agreement, (Bangladesh-Bhutan), 1 Global Preferential Trading Arrangement (WTO), 2 Free Trade Area Agreements (FTAs) i.e. SAFTA has come into force and BIMSTEC FTA.


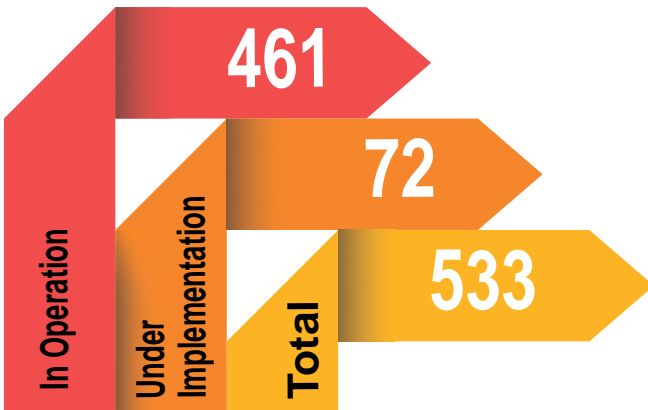
Offshore Banking Unit (OBU)

An OBU is a bank's shell branch that conducts regular banking activities but in foreign currency. OBUs play an important role to satisfy the banking needs of the industries operating in the EPZs of the country extending all sorts of credit facilities. At present, BEPZA has permitted 35 Banks for setting up of OBUs.

INVESTMENT

Category

BEPZA has sanctioned 533 industrial units in different EPZs of the country as on June, 2021.



Safe Guard

Foreign investors are enjoying multiple protections in BEPZA. The Foreign Private Investment (Promotion and Protection) Act secures all foreign investment in Bangladesh.

BUNCH OF INCENTIVES

Fiscal

- 7 years Tax holiday for Uttara, Ishwardi and Mongla EPZ; first 03 years 100% exemption, next 03 years 50% exemption and last 01 year (7th) 25% exemption
- 5 years Tax holiday for Chattogram, Dhaka, Cumilla, Adamjee and Karnaphuli EPZ; first 02 years 100% exemption, next 02 years 50% exemption and rest 01 year (5th) 25% exemption
- Duty free import of raw materials, machinery, equipment and construction materials
- Duty free export of finished goods
- Relief from double taxation
- Exemption from dividend tax for tax holiday period
- Full repatriation of profit, capital and establishment

Non-Fiscal

- No ceiling on foreign and local investment
- 100% foreign ownership permissible
- Enjoys GSP benefits in EU countries, UK, Japan, Australia, Canada
- Foreign currency loan from abroad under Off-Shore Banking Unit (OBU) facilities
- Medium/long term external borrowing facilities
- Non-Resident Foreign Currency Deposit (NFCDD) allowed for 'A' Type industries
- Operation of FC account by 'B' and 'C' Type industries allowed
- 100% backward linkage raw materials, accessories are allowed to sell for export oriented industries inside and outside EPZs
- 10% sale of finished products except garments, defective finished goods and surplus raw materials to Domestic Tariff Area (DTA) is allowed

- Import and Export on CM / CMP / CMT basis allowed
- Intra / inter zone Sub-contracting and transfer of goods allowed
- Sub-contracting with export oriented industries inside and outside EPZ allowed
- No UD (Utilization Declaration), IRC (Import Registration Certificate), ERC (Export Registration Certificate) required

One Stop Facilities

- BEPZA offers One Window Same Day service through automation.
- As per "OSS (BEPZA) Rules, 2019" BEPZA has established OSS Centre in Executive Office & all EPZs
- Simplified Project Approval procedure
- Work Permits issued by BEPZA
- Import Permit, Export Permit, Sub-contract Permission etc. issued by BEPZA within the same day through Automation system
- Customs clearance at the factory site
- Investors are required to deal only with BEPZA for Investment and all other operational needs

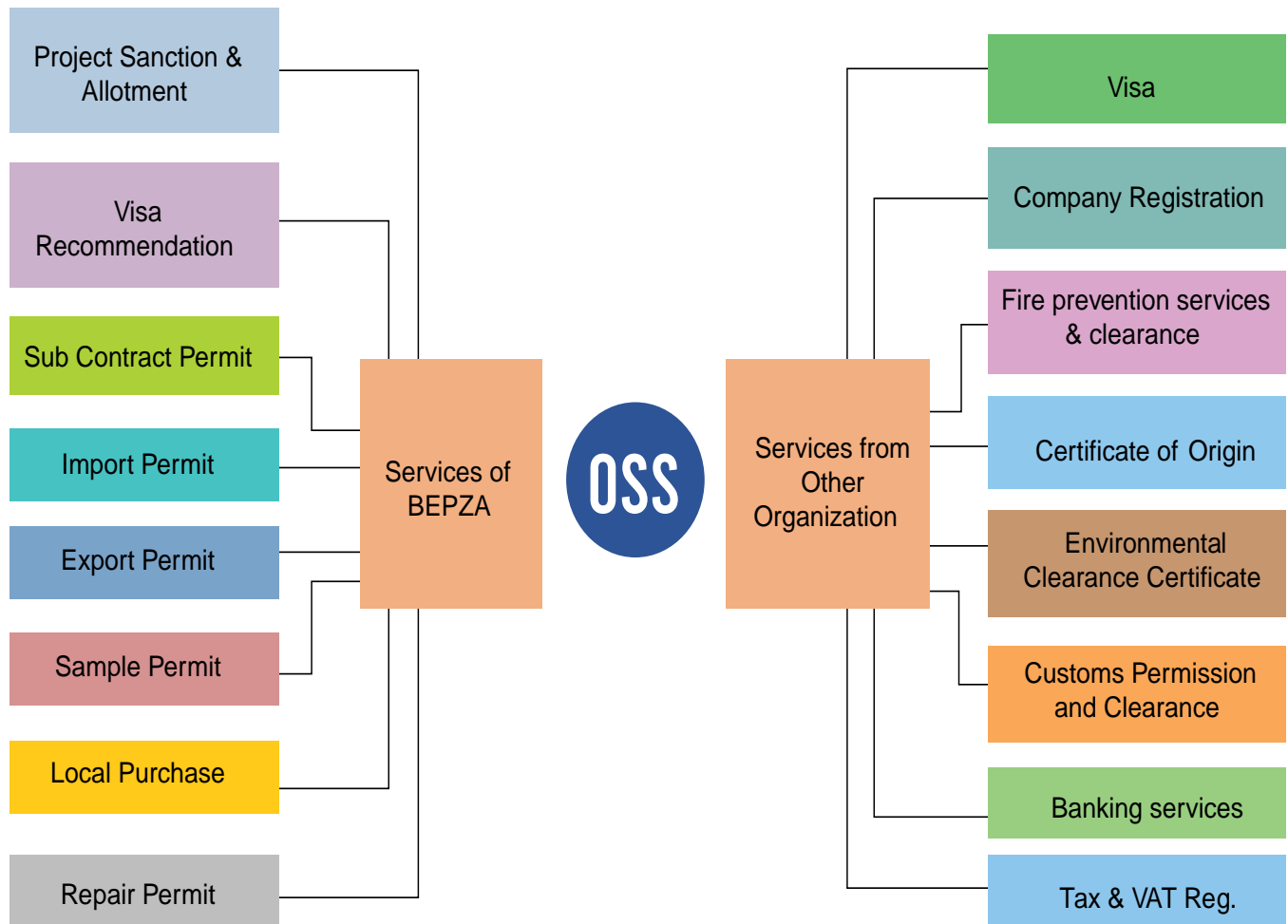
Support Services

- Business- Bank, Courier, Post Office, C&F Agent, Shipping Agent, MTO etc.
- Administrative- Customs Office, Police Station, In-house Security, Fire Station, Public Transport, Medical Centre, Warehouse / Godown, Dormitory, Day Care Centre etc.
- Others- Restaurant, Health Club, Investors Club, Recreation Centre, School and College, Sports Complex, Exclusive Telephone Exchange, Electricity Sub Station, Business Centre, Anglers Club etc.



BEPZA's One Stop Service (OSS) Center tag line is "With you all through the way". This Center facilitate existing companies and prospective investors of EPZs to receive services, incentives, permission, NOCs & Certificates from BEPZA or other service providing organizations within the stipulated time from a single window. At present, BEPZA is providing 124 services to the

investors under OSS umbrella. The investors are also getting 76 types of services of other organizations through BEPZA OSS. Apart from that, the import & export permits, subcontract permissions, local purchase permissions etc have been automated making essential commercial functions more expeditious and transparent.

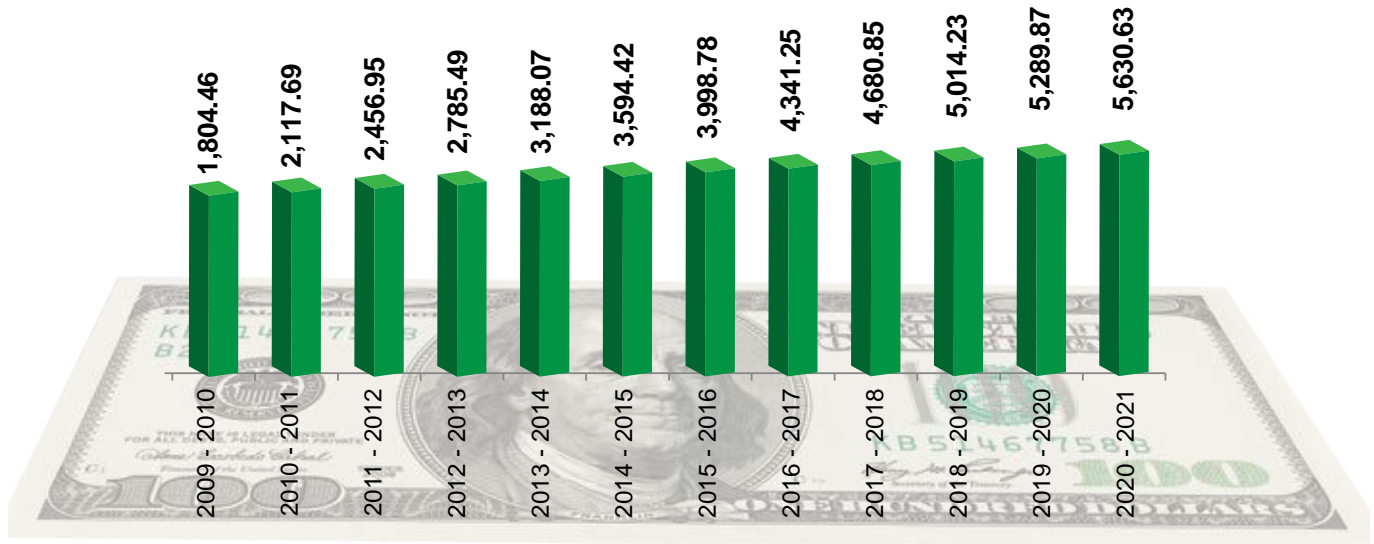


GROWING CONTRIBUTION

Investment

Since 2009-10 Fiscal Year to 2020-2021 Fiscal Year investment has increased positively in BEPZA. The table picture of cumulative investment has been mentioned here-


Investments in Million US\$



Employment

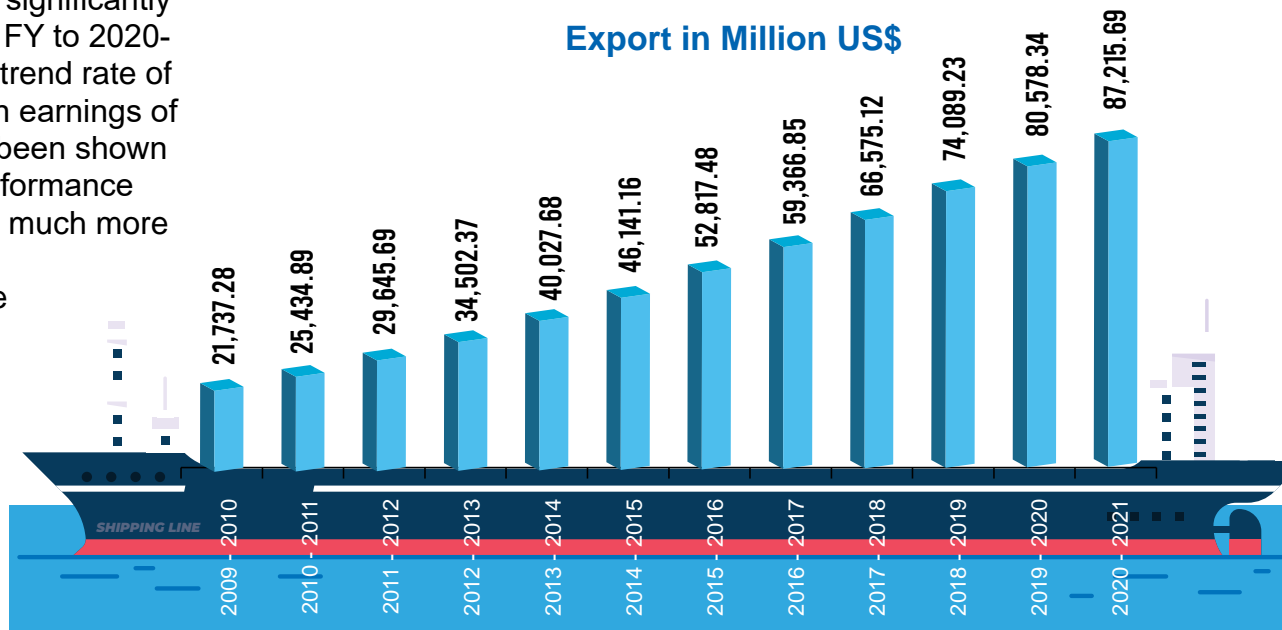
Absorption of huge workforce in the export driven labour intensive manufacturing sectors of EPZs have facilitated rapid industrialization process and accelerated the real economic growth. Employment pattern of EPZ in Bangladesh proved it. Year wise local employment are-

Employment (Nos.)



Export

The enterprises of EPZs have exported significantly since 2009-10 FY to 2020-21 FY. Annual trend rate of export's growth earnings of the EPZs has been shown that export performance of the EPZ's is much more impressive than that of the country as a whole. The detailed export figure of EPZs are-



National Involvements of BEPZA

461 industries operating in eight EPZs, an incredible employment more than half a million of workforce are working within these places of land contributing 17.14% to the national export and 10.08% to the Foreign Direct Investment (FDI) in 2020-2021 FY.

Million US\$

National Export

38,758.31



Export of Bangladesh (US\$ M)

6,637.06



Export of BEPZA (US\$ M)

National FDI

2,507.31



FDI in Flows (net) in Bangladesh (US\$ M)

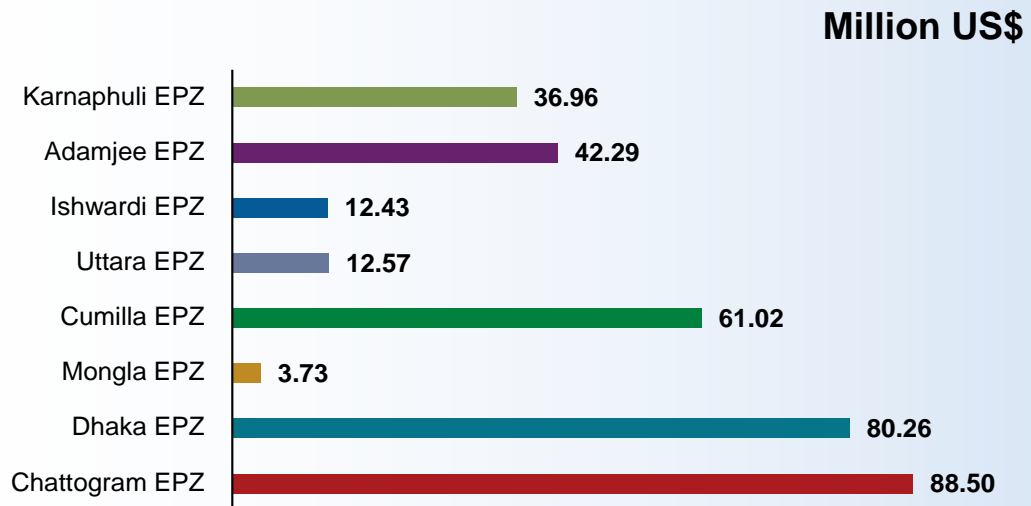
252.64



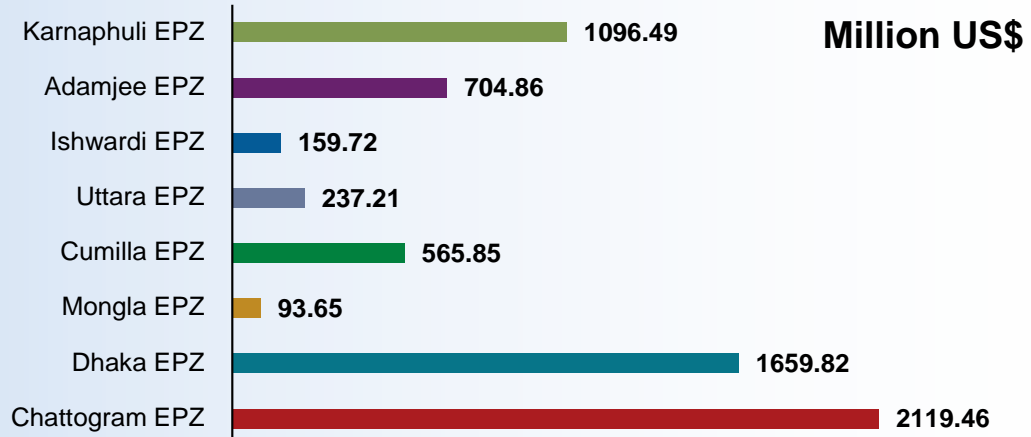
FDI in Flows (net) in BEPZA (US\$ M)

ATTAINMENT IN 2020-21 FY

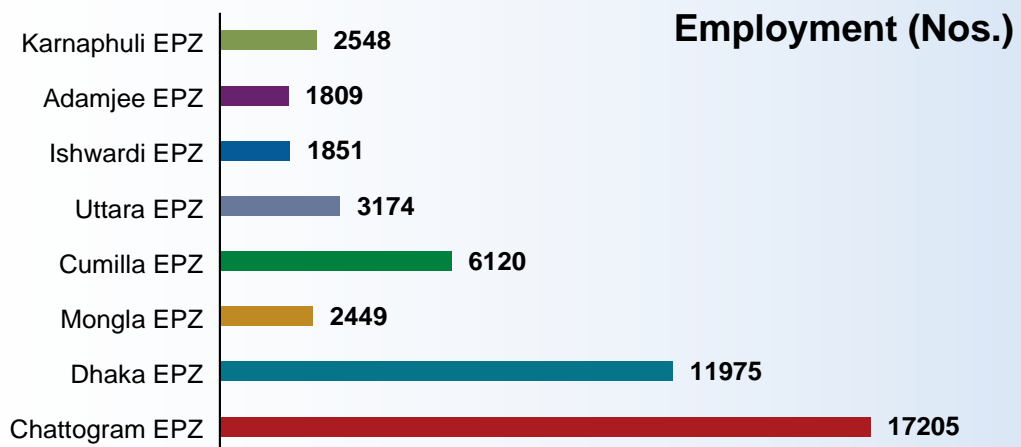
Investment



Export



Employment



CUMULATIVE STATISTICS

(Up to June 2021)

EPZ	Unit (Nos)		Export (US\$ Million)	Investment (US\$ Million)	Workforce (Number)
	Operation	U / IMP			
Chattogram	151	11	35,522.77	1,860.60	1,58,794
Dhaka	94	4	30,456.35	1,605.71	67,859
Cumilla	45	8	3,948.26	446.04	37,771
Mongla	34	9	812.37	89.03	6,664
Uttara	24	5	1,569.42	216.59	29,888
Ishwardi	20	16	1,118.10	165.24	13,276
Adamjee	51	14	5,930.37	598.90	50,172
Karnaphuli	42	5	7,858.06	648.51	73,781
Total	461	72	87,215.69	5,630.63	4,38,205



Arial view of Chattogram EPZ

SOCIO-ECONOMIC PROGRESS



Due to decades of British and Pakistani colonial exploitation, the economy was stuck in the vicious cycle of poverty. Low levels of income, savings and investment were resulting in a low growth. On top of this, 1971 war had caused serious damage to the economy. Despite such unfavourable circumstances and constraints on resources, Bangladesh has made spectacular economic and social progress over the last five decades.

Bangladesh has transformed itself as one of the fastest growing economies in the world. During the last 50 years, Bangladesh economy experienced a significant growth in agriculture sector and rapid increase in industry & service sectors. Economic progress of the country positively reflects the social life of people.

8 EPZs under BEPZA is a major contributor to the country's socio-economic development. BEPZA is not only giving a boost to production and export strength of the country's economy but also bringing about remarkable changes in the socio-economic scenario in this underdeveloped region. EPZs led to an up gradation of living standards and outlooks of rural people and also had other spillover effects: a reduction in child marriages, yearning for education, healthy food habits, behavior and sanitation etc.

To meet up the objectives of Sustainable Development Goals (SDGs) EPZs also emphasized on women empowerment. Around two-third of the total workforce working in the EPZs are women which set a milestone in women empowerment.



Eco Balance

Go Green

Water Treatment Plant

Central Effluent Treatment Plant

Power Plant

Waste Heat Recovery Unit

Solar Panels and Solar Street Lights

Tree Plantation

Environment Lab



Green factory of EPZ

Nowadays, environment pollution has become a major global concern due to rapid growth of industrialization, urbanization and modern agricultural development. Though Bangladesh is one of the least polluting countries in the world, emitting only 0.24% of carbon annually, it suffers very much from the very beginning.

EPZs are also very conscious about climate change and environment pollution. Enterprises under BEPZA strictly follow the rules & regulations on environment. Besides, BEPZA adopts international environmental management system standards and monitors the issues very sincerely.

BEPZA promotes greener policies by planting trees over the year which spur investment in technical innovation for greener and cleaner outcomes. There are a number of world-class CETPs, WTPs and the entrepreneurs are very committed. So, it is a haven and greenfield for investment that is why the global investors should invest in EPZs.

Go Green

BEPZA not only try to make its EPZs green but also encouraging the enterprises of EPZs to go green. The EPZs enterprises of Bangladesh have reached a unique height by setting up eco-friendly green industries. As a result, country found its first LEED Platinum Certified

factory, Vintage Denim Studio Ltd., inside EPZ. This trend inspired other to establish green factory in the country which number have already crossed 150.

Water Treatment Plant

Water Treatment Plant (WTP) removes the harmful ingredients and chemical components from the water. Industries can reuse treated water to manufacture products and also helps in minimizing environment pollution too. There are six Water Treatment Plants under BEPZA which are operating in Chattogram, Adamjee, Karnaphuli, Mongla, Ishwardi and Cumilla EPZ under BEPZA.



WTP in Karnaphuli EPZ



Power Plant in Chattogram EPZ

Central Effluent Treatment Plant

Central Effluent treatment plant (CETP) cleans industrial effluents, contaminated water from rivers & lakes and reuse the water for additional purposes. BEPZA has set up three Central Effluent Treatment Plants (CETPs) in Dhaka, Chattogram and Cumilla EPZ. These CETPs are treating the liquid waste of the enterprises of those EPZs that are playing an effective role for the environment protection of EPZs and its surroundings. 30 environmental counselors are employed to monitor the effluent management

of the EPZ enterprises. CETP in Chattogram EPZ can treat 45,000 cubic meters of liquid effluent per day that of Dhaka EPZ can treat 35,000 cubic meters every day. CETP in Cumilla EPZ fixed target to treat 15,000 cubic meters effluent per day.

Power Plant

The EPZs power plants are fulfilling the demand of the enterprises for uninterrupted production as well as contributing to the national economy. Two service oriented industries has set up their power plants for producing and supplying of 200 Megawatts electricity to the enterprises in three EPZs i.e. Chattogram, Dhaka and Karnaphuli EPZs. After meeting the demand of the EPZ enterprises these companies are allowed for supply and sale their surplus power to the national power grid.

Waste Heat Recovery Unit

Waste heat recovery is the process of “heat integration” that is reusing heat energy that would otherwise be disposed of or simply released into the atmosphere. By recovering waste heat, plants can reduce energy costs and CO₂ emissions, while simultaneously increasing energy efficiency. There are two independent power producer units in Chattogram and Dhaka EPZ which generate steam and supply to the enterprises of EPZs.



CETP in Chattogram EPZ



Solar Street Lights around in CEPZ area

Solar Panels and Solar Street Lights

Solar Street light has the advantages of stability, long service life, simple installation, safety, great performance and energy conservation. BEPZA has introduced solar street lights in Chattogram, Mongla, Ishwardi and Dhaka EPZ to minimize the cost of electricity. 838 street poles have been set up with solar panel on the streets in these EPZs. Around 454 KW solar panels have also been installed at different EPZs. BEPZA has taken initiative to install 575 nos solar street lights in BEPZA Economic Zone, Mirsharai.

Tree Plantation

BEPZA supports the ecological stability apart from flourishing industrialization. In this regard, the authority has taken various steps as a part of green initiative in EPZ. BEPZA plants trees round the year to create eco-friendly and green industrial enclave as a part of 'go green' activities of BEPZA. A lot of trees including woody, fruity and medicinal have been planting in the EPZs for improving the air quality and balancing natural environment.

Environment Lab

The Environmental Laboratories are responsible for the betterment of the health of many individuals, wildlife and the environment. Bangladesh EPZ Authority has established Environment Laboratories for testing of water, soil, air, chemicals and other samples. BEPZA has operated two environment laboratories named 'Green Environmental Laboratories' at CEPZ and DEPZ to provide the highest value and quality of environmental testing, quality of drinking water, air, soil, hazardous materials etc.



Environment Lab in CEPZ



PLAN

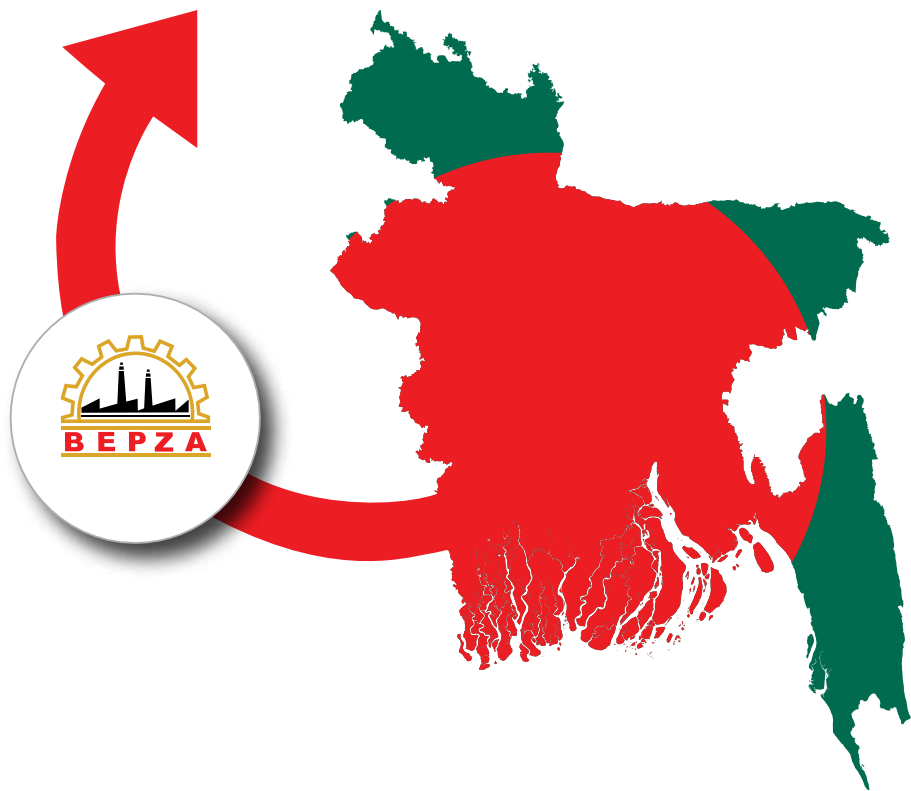
Annual Performance Agreement (APA)

Vision 2041

Sustainable Development Goals (SDGs)

Digital Bangladesh, 4IR Wave & BEPZA

The 50 years of independence and the birth centenary of Bangabandhu are undoubtedly a beacon of hope for the Bengali nation. Bangabandhu's dream of building a 'Sonar Bangla' has come true today. Bangladesh has achieved a tremendous economic growth in 50 years and now this country is on the verge of becoming a strong, developed and prosperous country. The present government has planned to build a prosperous & developed country. BEPZA is working tirelessly to execute that plan through fulfilling all targets made by it.



Annual Performance Agreement (APA)

The present government has introduced a Performance Management System (PMS) to ensure institutional transparency, accountability, proper utilization of resources and enhance institutional efficiency. The Prime Minister's Office (PMO) signs Annual Performance Agreement (APA) with subordinate entities every year to encourage the bodies under PMO to ensure an efficient, accountable & dynamic administrative system.


In this regard Prime Minister's Office and Bangladesh Export Processing Zones Authority have signed APA for the Fiscal Year 2021-22 for the consecutive eighth time. BEPZA fixed targets to bring US\$ 300 million actual investment in 8 EPZs and export goods worth of US\$ 6700 million for this fiscal year. BEPZA will create employment opportunity for 15,000 Bangladeshi nationals with starting operation of 10 new industries.



Vision 2041

In continuation of Vision 2021, the government aims to carry the development journey of Bangladesh through the vision 2041. In 2041 Bangladesh will be a hunger free, poverty free developed nation as dreamt by the father of the nation Bangabandhu Sheikh Mujibur Rahman. The country led by the present government is on the right track to graduate into a higher middle-income status by 2031 and a developed country by 2041. The 8th and 9th Five Year plans will play an important role in implementing the vision 2041. The 8th Five Year Plan of the government aligns with different social and economic targets that have been forecast in the second Perspective Plan 2021-41.

2041



Sustainable Development Goals (SDGs)

Bangladesh has been branded as the “Top Performing” nation in attainment of Sustainable Development Goals (SDGs) by UN Sustainable Development Solutions Network recently. BEPZA, as an iconic organization under Prime Minister’s Office, contributed immensely to implement some of the goals through attracting investment, export enhancement, product diversification and socio economic development of the country.

BEPZA is contributing in poverty reduction by creating employment, gender equality by employing two-third of female workers, quality education through BEPZA Public School & Colleges, good health by hygienic food in the factory canteen and clean energy through solar panels in the zones. Eco-friendly green industrial zone, decent workplace for the workers, sustainable infrastructure and innovation are the top priorities of the authority.



Digital Bangladesh, 4IR Wave and BEPZA

Under the leadership of the Hon'ble Prime Minister Sheikh Hasina, Bangladesh is now an emerging country in the technology world. Bangladesh has made immense strides in technological sectors such as telecommunication, internet connectivity & speed and digitization. The fourth industrial revolution (4IR) is coming on the path of newer innovation of digital technology. To keep pace with 4IR, Bangladesh is putting emphasis on artificial intelligence, block chain, IOT, nano-technology, biotechnology, robotics, microprocessor designing etc.

BEPZA is moving forward through its overall activities to keep pace with Digital Bangladesh and 4IR. The authority has introduced digital connectivity across the zones and its Executive

Office for boosting efficiency and accuracy. It has a very strong and secured automation system for smooth operation. There is a Video Conferencing system which is used from time to time to communicate with zone offices using high speed internet backbone through LAN and WAN connectivity. BEPZA is performing most of its official work through e-filing system for ensuring transparency and good governance.

In the onward steps of Digital Bangladesh, entry & exit of vehicles in EPZs are controlled by modern digitalized method. BEPZA has introduced 24-hours surveillance system through 655 CCTV installed in the key points of zone for ensuring more safety and security of the zone.



HARMONY

Wages & Benefits

Compliances

Skill Development

Workplace Safety

WWA Election

CSR



Maintaining strong employee relations also tend to result in greater productivity, quality, less safety risks and greater profitability. So, BEPZA stresses on building better relationships with workers which actually lead them to be more loyal to the industry. From the very beginning, the core strength of EPZ is Workers-Management-Owners Synergy. Nearly half a million energetic workforce of EPZs' are ensuring peaceful harmonious working environment through collaborative teamwork.

Wages & Benefits

EPZs workers are getting more facilitated than the outside factory under existing EPZ laws, rules and regulations. In last ten years, wages of the EPZ workers' have been increased three times under the direction of the Honorable Prime Minister Sheikh Hasina including other facilities. Workers also enjoy 10% annual increment on basic, free medical, food and transport facilities along with their wages. EPZ workers are also enjoying conveyance & night allowance, house rent, maternity & overtime benefit, festival & attendance bonus, provident fund, insurance and other benefits etc. BEPZA concerns employee satisfaction is at its highest level.

Compliances

BEPZA has engaged Industrial Relations Crew, Social & Environmental Counselors cum Inspector to oversee the social and environmental compliances. In terms of Industrial Relation parameters, enterprises in EPZs have achieved moreover 94% compliance. BEPZA has appointed 60 Social Counselors, 02 environmental specialists along with 30 Environment Counselors for all EPZs to ensure both the social compliance issues and environment compliance issues to mitigate the disputes of the labours as well as ecological balance.



Cohesive relation between workers and owners in workplace



EPZ's canteen provides balanced diet for the workers

Skill Development

Training and development programs can help employees learn the skills they need in their current roles and introduce leadership skills they will need in the future. In this perspective some enterprises of the EPZs have sent the local workers and technicians for overseas training. This provides the trainee a scope to be acquainted with latest technology. Through this training process, technology transfer has been taking place.



Efficiency Development Training for the workers

fighting team led by a 'Fire Consultant' in every EPZ who arranges regular fire fighting drill as well as training for the workers and staffs in their respective enterprises to build awareness. The enterprises operating in the EPZs have to provide Building Safety Certificates issued by government enlisted concerned Technological Institutions.



Fire fighting drill

Workplace Safety

Workplace safety has become one of the main priorities for organizations across the world and BEPZA is very much conscious on it, especially in ongoing Corona Pandemic situation. The EPZs industries ensure workers health protection maintaining a safe working environment through disinfecting the EPZs area. In addition, BEPZA has a strong fire

WWA Election

The EPZ workers are enjoying their lawful rights through the Workers Welfare Association (WWAs). Workers of the EPZs have the right to form (WWA) and the right of collective bargaining. According to the section 119 (1) of Bangladesh EPZ Labour Act 2019, the WWA of any enterprise shall act as Collective Bargaining Agent (CBA) for that industrial unit. It has the right to negotiate directly with the employer on wages, working hours and other terms & conditions of employment. Among the 461 operating enterprises in 8 EPZs, WWA formed in 237 enterprises.



Workers participating in WWA election of a factory in EPZ

Corporate social responsibility (CSR) activities can help forge a stronger bond between employees and industries, boost morale, and help both employees and employers feel more connected with the world around them. BEPZA ensures that the EPZ enterprises fulfill their CSR to the workers of EPZs. The EPZ enterprises ensure quality lifestyle for the workers and their next generations through facilitating them in various sectors.



Medical facilities for the workers

Medical Centers

Healthcare institutions especially hospitals and medical centers are very much needed in an industrial area to serve in an emergency. BEPZA established its own hospitals & medical centers in all the EPZs for ensuring medical facilities to all of the employees and the workers. Moreover, 256 EPZ enterprises

have set up their own special Medical Centers to ensure the health and workplace safety. In addition, the EPZ enterprises often arrange Eye Camp, Health Camp, Blood Donations program, Family Planning Campaign without any fee.

Day Care Centers

Day care center is important for an organization because it potentially reduces the stress and anxiety that working parents might regularly experience while worrying about their children during their normal working hours. There is 181 Day Care Centers for the children of women workers in the EPZ enterprises. The working parents of these enterprises are now stress-free as their children are staying close to their working place. BEPZA is encouraging to set up more Day Care Centers for the other enterprises to facilitate the workers.



Providing Day Care facilities for the worker's children



BEPZA Public School & College of CEPZ

Educational Institutions

Education is the backbone of a nation. So, BEPZA has set up schools & colleges in all EPZs for the betterment of the children of the employees working in BEPZA, EPZ enterprises as well as workers of EPZs. BEPZA Public School & Colleges are playing a significant role in the field of education. BEPZA also provides subsidy to these schools & colleges so that the children of the poor parents can afford the cost of getting modern education from this institution. BEPZA closely monitors these works to ensure the quality of education in these institutions.

Sports & Cultural Activities

BEPZA stresses on the workers mental relaxation. So, the authority regularly organizes sports & cultural programs for the recreation of the employees. Enterprises also organize cultural events for their workers so that they can enjoy the day with full amusement. Employees of the enterprises and their family members actively participate in the programs.



Sports day of BEPZA School

Awareness Program during Covid-19

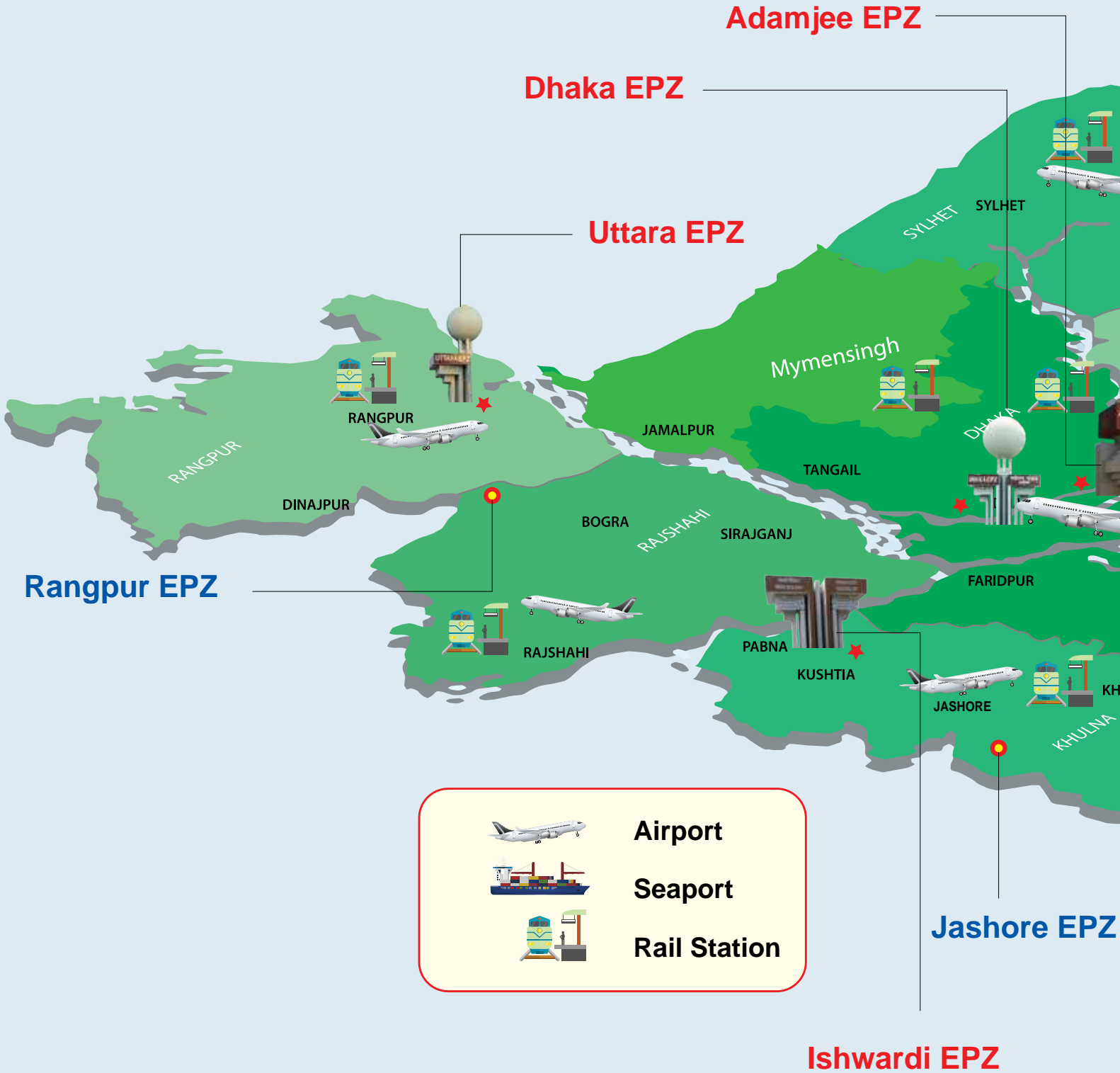
The Coronapandemic has now spread through the entire world and emerged as a major public health threat. BEPZA as well as EPZs enterprises encourage creating awareness among the workers to maintain social distance in workplace to disrupt transmission chains during the corona pandemic. BEPZA ensures hand washing and sanitizing system in the factory premises. Enterprises ensure that workers must wear mask while entering the EPZ as well as factory. A documentary is made on safety awareness on Covid-19 and displayed in front of the EPZs Gate.

Besides creating awareness on health issues BEPZA is working to prevent the spread of misinformation. In this regard, BEPZA produces Documentary, Poster, and Festoon regarding safety awareness on different issues and arrange training sessions on financial literacy for improving the living standard of the workers as a regular basis.



Disinfecting the EPZ working premises

GLANCE TOUR



ON BEPZA

Cumilla EPZ

Chattogram EPZ

Karnaphuli EPZ

- ★ Existing EPZs
- Proposed EPZs
- 📍 BEPZA EZ



FENI SADAR

CHATTOGRAM

COX'S BAZAR

BEPZA EZ
Mirsharai, Chattogram

BARISAL

BAY OF BENGAL

Patuakhali EPZ

Mongla EPZ

The Pioneer EPZ of Bangladesh & the New Horizon of Investment

CHATTOGRAM

Export Processing Zone

Established

1983

Location
South
Haliashahar,
Chattogram

Key Distance

- 3.10 kms from the Chittagong Sea Port
- 5.50 kms from the main Business Centre in Chattogram
- 8.2 kms from Shah Amanat International Airport, Chattogram



Chattogram City Outer Ring Road

Quick Look

Zone Area
453.74 acres



Standard Factory Buildings
12 Nos
(91710.92 square meters)

Industries
152 in Operation;
12 under Implementation

Industrial Plots
501 Nos




Electronics & Electrical goods factory

Utility Services



Water-Chittagong WASA
and own supply network
through treatment plant.



Power-Power generation by
service oriented industry and
back-up by PDB.



Gas-Karnaphuli
Gas Distribution
Company Ltd.

Cumulative Data



Investment
US \$ 1,881.10 Million



Export
US \$ 36116.35 Million



Employment
1,62,826 Persons

Products



Variety of Goods

Garments, Ladies Fashion Wear, Garments Accessories, Electric & Electronics Items, Golf Shaft & Fishing Reel, Knitting & Textile, Automobile Parts, Metal Products, Camera Lens, Mobile Parts, Terry Towel, Footwear, Bi-cycle, Ropes, Tent, LED Lamp, Industrial Gloves, Surgical Gown

Top 10 Enterprises

Name	Country	Ownership	Product	Investment (M US\$)
Youngone (CEPZ) Ltd.	South Korea	Foreign	Garments	107.70
Premier 1888 Ltd.	Canada	Foreign	Garments	89.49
Titas Sportswear Industries Ltd.	South Korea	Foreign	Garments	80.02
Universal Jeans Limited	Bangladesh	Local	Garments	78.10
United Power Generation & Distribution Company Ltd.	Bangladesh	Local	Power Industry	70.14
Op-Seed Co. (BD) Ltd.	Japan	Foreign	Electronics & Electrical goods	55.32
Pacific Jeans Ltd.	Bangladesh	Local	Garments	54.36
Karnaphuli Sportswear Ind. Ltd.	South Korea	Foreign	Garments	47.12
Regency Garments Ltd.	U.S.A.	Foreign	Garments	44.24
Mamiya-OP (Bangladesh) Ltd.	Japan	Foreign	Fishing Reel & Golf Equipment	43.52



Factory view of Chattogram EPZ

The Bustling, Industrial Town for Export & Employment

DHAKA

Export Processing Zone

Established

1993

Location
Savar, Dhaka

Key Distance

- 35 kms from Dhaka City Centre
- 25 kms from Hazrat Shahjalal International Airport, Dhaka
- 304 kms from Chittagong Sea Port



Third Terminal of Hazrat Shahjalal International Airport

Quick Look

Zone Area
360.22 acres



Industrial Plots
451 Nos

Standard Factory Buildings
17 Nos
(113945.68 square meters)

Industries
93 in Operation
07 under Implementation



Textile Industry

Utility Services



Water-Own supply system



Power-Power generation by service oriented industry and also back-up by REB.



Gas-Titas Gas T&D Company Ltd.

Cumulative Data



Investment

US \$ 1,623.85 Million



Export

US \$ 30,915.38 Million



Employment

70,567 Persons

Products



Variety of Goods

Garments , Garments Accessories, Suit, Surgical Syringe, Electric & Electronics Items, Protective Cloths, Automobile Parts, Knitting & , Textile, Plastic Products, Metal Products, Footwear, Cap

Top 10 Enterprises

Name	Country	Ownership	Product	Investment (M US\$)
YKK Bangladesh Pte Ltd.	Japan	Foreign	Garment Accessories	236.08
South China Bleaching & Dyeing Factory Ltd.	Hong Kong	Foreign	Textile	73.09
Goldtex Ltd.	China	Foreign	Textile	63.86
Paxar Bangladesh Ltd.	U.S.A.	Foreign	Garment Accessories	56.59
Shasha Denim Ltd.	Bangladesh	Local	Textile	50.34
United Power Generation & Distribution Company Ltd	Bangladesh	Local	Power Industry	47.77
EOS Textile Mills Limited	Bangladesh	Local	Textile	43.26
Youngone Hi-Tech Sportswear Ind.ltd	South Korea	Foreign	Garments	41.99
Hop Yick (Bangladesh) Ltd.	Br. Virgin Island	Foreign	Garments	39.09
Mainetti Bangladesh Pvt. Ltd.	Netherland	Foreign	Garment Accessories	36.39



Industry of Dhaka EPZ

The New Economic Lighthouse of the Southern Region

MONGLA Export Processing Zone

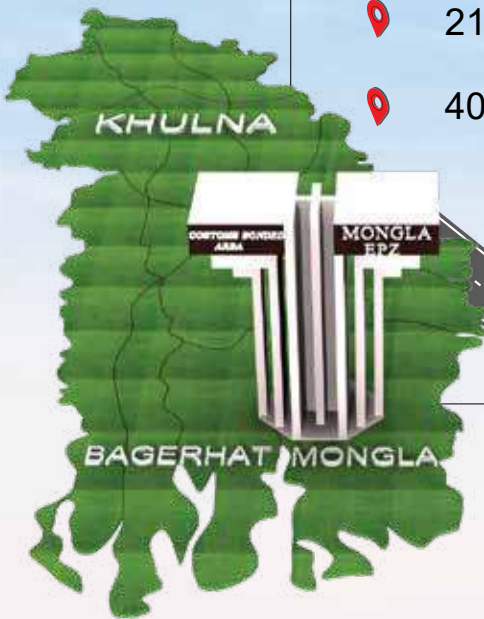
Established

1998

Location
Mongla Port
Area, Bagerhat

Key Distance

-  105 kms from Jashore Airport
-  210 kms from Dhaka via Maowa
-  407 kms from Chittagong Sea Port via Maowa



Padma Multipurpose Bridge

Quick Look

Zone Area
302.97 acres



Industrial Plots
254 Nos

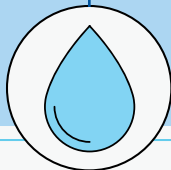
Standard Factory Buildings
07 Nos
(58,588.35 square meters)

Industries
34 in Operation
08 under Implementation




Mannequin Heads and Wig Factory

Utility Services



Water-Public Health Engineering Department and own supply network through treatment plant



Power-Own Sub-station with 11 kv, 3 phase, 50 cycles/sec.

Cumulative Data



Investment
US \$ 90.40 Million



Export
US \$ 852.26 Million



Employment
8029 Persons

Products



Variety of Goods

Garments, Garment Accessories, Light Engineering, Jute Products, Agro Products, Metal Products, Yarn, Marble Column, Travel Bag, Betel Nut, Lighter, Surgical Gown, Jewelry Box, Tent, Mannequin Heads

Top 5 Enterprises

Name	Country	Ownership	Product	Investment (M US\$)
Eastern Polymer Limited	Bangladesh	Local	Garments Accessories	12.40
Hua Xin Industrial Co. Ltd.	China	Foreign	Jute Products	10.61
HM Zipper (BD) Co. Ltd.	China	Foreign	Garments Accessories	6.73
Hua Xiang Jute Products Co. Ltd.	China	Foreign	Jute Products	5.74
Moonstar Polymer Export Ltd.	Bangladesh	Local	Garments	5.13



Standard Factory Building of the Zone

The Unique Power Hub of Growing Industrialization

CUMILLA Export Processing Zone

Established

2000

Location
Old Airport
Area, Cumilla

Key Distance

- 167 kms from Chittagong Sea Port
- 97 kms from Dhaka City Centre



CUMILLA

Four lane of Dhaka Chattogram High Way

Quick Look

Zone Area
267.46 acres



Industrial Plots
243 Nos

Standard Factory Buildings
11 Nos
(86,386.59 square meters)

Industries
45 in Operation
08 under Implementation



Spinning Factory

Utility Services



Water-Own supply system through treatment plant



Power-Own Sub-station with 11kv, 3 phase, 50 cycles/sec.



Gas-Bakhrabad Gas System Ltd.

Cumulative Data



Investment
US \$ 461.92 Million



Export
US \$ 4,133.48 Million



Employment
39,942 Persons

Products



Variety of Goods

Garments, Garment Accessories, Light Engineering, Jute Products, Agro Products, Metal Products, Yarn, Miscellaneous

Top 10 Enterprises

Name	Country	Ownership	Product	Investment (M US\$)
Xin Chang Shoes (BD) Limited	Taiwan	Foreign	Footwear & Leather goods	33.99
Nassa Taipei Denims Ltd.	Bangladesh Taiwan	Joint Venture	Textile	30.39
Soorty Textiles (BD) Limited	Pakistan	Foreign	Garments	29.91
Yogotex Fabrics Co. Ltd.	Taiwan	Foreign	Textile	29.16
Brandix Casualwear Bangladesh Limited.	Hong Kong	Foreign	Knitting & other Textile Products	22.79
Nassa Spinners Ltd.	Bangladesh Taiwan	Joint Venture	Knitting & other Textile Products	22.03
Weixing Industrial (Bangladesh) Co. Ltd.	China	Foreign	Garment Accessories	21.49
Tung Hing (Bangladesh) Manufactory Limited	United Kingdom	Foreign	Miscellaneous	21.04
Brandix Apparel Bangladesh Limited	Sri Lanka	Foreign	Garments	17.00
Eusebio Textile (Bangladesh) Ltd.	Taiwan	Foreign	Textile	15.99



Factory view of the Zone

The Vigorous Manufacturing Hub of Diverse Products for Monga Reduction

UTTARA

Export Processing Zone

Established

2001

Location
Shongalshi,
Nilphamari

Key Distance

- 16 kms from Saidpur Airport
- 409 kms from Dhaka Airport
- 682 kms from Chittagong Sea Port
- 568 kms from Mongla Sea Port



Bangabandhu Bridge

Quick Look

Zone Area
213.66 acres



Standard Factory Buildings
08 Nos
(72,878.00 square meters)

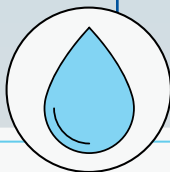
Industries
24 in Operation
05 under Implementation

Industrial Plots
190 Nos



Optical Frame Factory

Utility Services



Water-Own supply system



Power-Own Sub-station with 11kv, 3 phase, 50 cycles/sec.

Cumulative Data



Investment
US \$ 217.39 Million



Export
US \$ 1,648.64 Million



Employment
31,096 Persons

Products



Variety of Goods

Garments, Garment Accessories, Light Engineering, Jute Products, Agro Products, Metal Products, Yarn, Bamboo Made Coffin Box, Optical Frame, Toys, Wig, Fashion Bag

Top 5 Enterprises

Name	Country	Ownership	Product	Investment (M US\$)
Sonic (Bangladesh) Ltd.	China	Foreign	Toys	55.60
Evergreen Products Factory (BD) Ltd.	China	Foreign	Hair Products	47.25
Mazen (Bangladesh) Industries Ltd.	China	Foreign	Plastic Goods	27.98
Ventura Leatherware MFY (BD) Ltd.	China	Foreign	Footwear & Leather goods	26.82
Viyellatex Apparels Ltd.	Bangladesh	Local	Garments	12.44



Industry of the EPZ

ISHWARDI Export Processing Zone

Established

2001

Location
Pakshi,
Pabna

Key Distance

- 10.60 kms from Ishwardi Airport
- 130 kms from Bangabandhu (Jamuna) Bridge
- 220 kms from Dhaka, 280 kms from Mongla Port
- 484 kms from Chittagong Sea Port



Ruppur Nuclear Power Plant

Quick Look

Zone Area
308.97 acres



Industrial Plots
324 Nos

Standard Factory Buildings
08 Nos
(64,576.00 square meters)

Industries
20 in Operation
15 under Implementation



Battery Factory

Utility Services



Water-Own supply system through treatment plant



Power- Own Sub-station with 11kv, 3 phase, 50 cycles/sec.



Gas-Paschimanchal Gas Company Limited

Cumulative Data



Investment
US \$ 170.78 Million



Export
US \$ 1,157.74 Million



Employment
13,718 Persons

Products



Variety of Goods

Garments, Garment Accessories, Light Engineering, Jute Products, Agro Products, Metal Products, Yarn, Industrial Gloves, Tent

Top 5 Enterprises

Name	Country	Ownership	Product	Investment (M US\$)
Vintage Denim Studio Limited	Bangladesh	Local	Garments	30.25
Rahimafrooz Globatt Limited	Marshal Island, Bangladesh	Joint Venture	Electronics & Electrical goods	25.08
Renaissance Barind Ltd.	Bangladesh	Local	Garments	18.10
Nakano International Co. Limited	Japan	Foreign	Garments	14.19
Towa Personal Protective Device Bangladesh Limited	Japan	Foreign	Sports goods	14.07



Green Factory of the Zone

The Sustainable Economic Wheel to Reinvigorate The Industrial Heritage

ADAMJEE

Export Processing Zone

Established

2006

Location
Siddirganj,
Narayanganj

Key Distance

- 📍 15 kms from Dhaka City Centre
- 📍 40 kms from Hazrat Shahjalal International Airport, Dhaka
- 📍 255 kms from Chittagong Sea Port

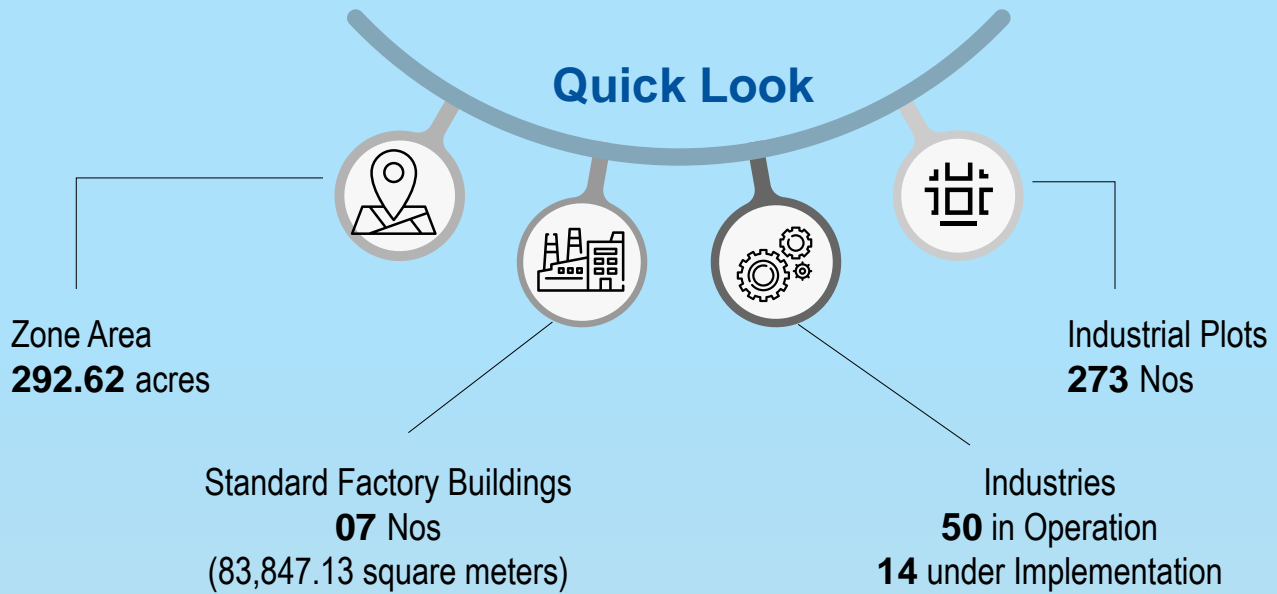
DHAKA

ADAMJEE
NARAYANGANJ



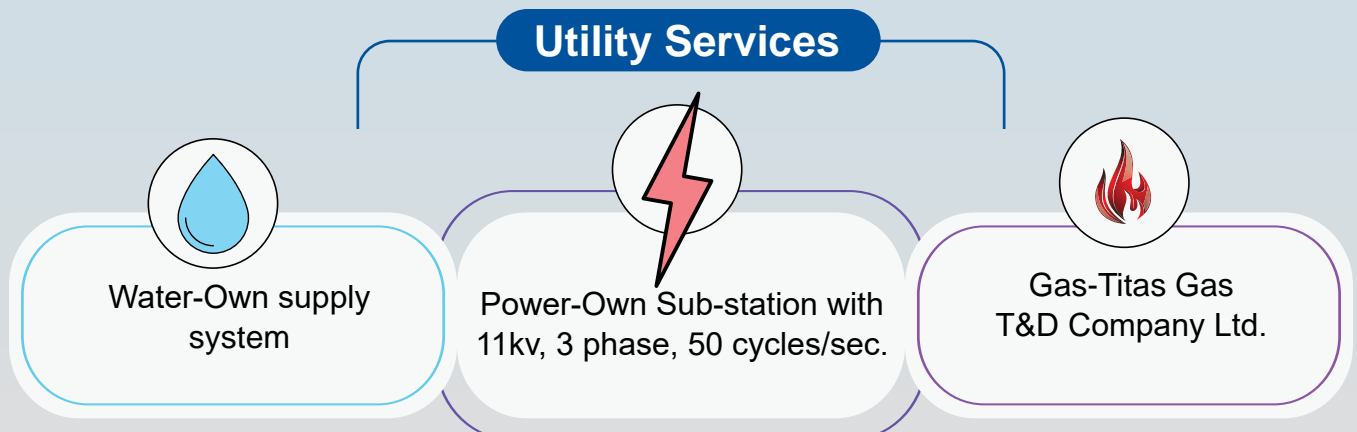
Kanchpur Bridge

Quick Look



LEED Platinum RMG Factory

Utility Services



Cumulative Data



Investment
US \$ 613.19 Million



Export
US \$ 6,146.73 Million



Employment
53,457 Persons

Products



Variety of Goods

Electronics & Electrical Items, Sweater, Plastic Products, Hi end Garments, Garments Accessories, Chemical, Protective Shoes

Top 10 Enterprises

Name	Country	Ownership	Product	Investment (M US\$)
Kwun Tong Apparels Ltd.	Br. Virgin Island	Foreign	Garments	66.28
Epic Garments Mfg. Co. Ltd	Hong Kong	Foreign	Garments	49.88
Universal Menswear Ltd.	Bangladesh Romania	Joint Venture	Garments	36.92
Ananta Huaxiang Limited	Bangladesh Singapore	Joint Venture	Knitting & other Textile Products	29.04
Checkpoint Systems Bangladesh Ltd.	Canada	Foreign	Garment Accessories	24.69
Ananta Apparels Ltd.	Bangladesh Mauritius	Joint Venture	Garments	24.41
Yunusco (BD) Ltd.	Bangladesh	Local	Garments	22.49
SML Packaging Solutions Bangladesh Limited	Hong Kong	Foreign	Garment Accessories	22.33
Scandex Knitwear Limited (Unit-2)	Bangladesh	Local	Knitting & other Textile Products	20.62
Remi Holding Ltd.	Bangladesh	Local	Knitting & other Textile Products	19.04



Factory of the Zone

The New Spotlight of Affluent Industrialization

KARNAPHULI




Export Processing Zone


Established

2006

Location
North Patenga,
Chattogram

Key Distance

-  6 kms from Chittagong Sea Port
-  10 kms from main City Centre of Chattogram
-  9 kms from Shah Amanat International Airport, Chattogram



Bangabandhu Sheikh Mujibur Rahman Tunnel, Karnaphuli

Quick Look

Zone Area
209.04 acres



Industrial Plots
258 Nos

Standard Factory Buildings
05 Nos
(56,633.06 square meters)

Industries
39 in Operation;
05 under Implementation



Tent Factory

Utility Services



Water-Own supply
through treatment plant.



Power-Own Sub-station with
11kv, 3 phase, 50 cycles/sec.



Gas-Bakhrabad Gas
System Limited.

Cumulative Data



Investment
US \$ 653.42 Million



Export
US \$ 8160.77 Million



Employment
75,073 Persons

Products



Variety of Goods

Garments, Footwear & Leather, Garments Accessories, Camping Furniture, Knitting & Textile, Paper Products, Camera Lens, Sleeping Bag, Furniture, Luggage, Tent, Protective Shoes

Top 10 Enterprises

Name	Country	Ownership	Product	Investment (M US\$)
Kenpark Bangladesh Apparel (Pvt.) Ltd.	Hong Kong	Foreign	Garments	104.39
Bangladesh Pou Hung Industrial Limited	Hong Kong, Taiwan	Foreign	Footwear & leather goods	56.77
Xin Chang Shoes (BD) Limited	Taiwan	Foreign	Footwear & leather goods	39.25
Trendex Furniture Industry Co. Limited	Taiwan	Foreign	Furniture	33.12
Eusebio Sporting(Bangladesh) Co. Ltd.	Taiwan	Foreign	Garments	28.27
Geebee (Bangladesh) Ltd.	India	Foreign	Garments	24.59
Naturub Accessories Bangladesh (Pvt.) Ltd.	Sri Lanka	Foreign	Garments Accessories	23.78
HKD Outdoor Innovations Limited	South Korea	Foreign	Tent	22.56
Park (Bangladesh) Company Limited	South Korea	Foreign	Garments	22.31
Mas Intimates Bangladesh (Pvt) Limited	Sri Lanka	Foreign	Knitting & other Textile Products	20.01



Factory view of the Zone

New Wave of Industrialization to Pledge a Prosperous Bangladesh

BEPZA ECONOMIC ZONE

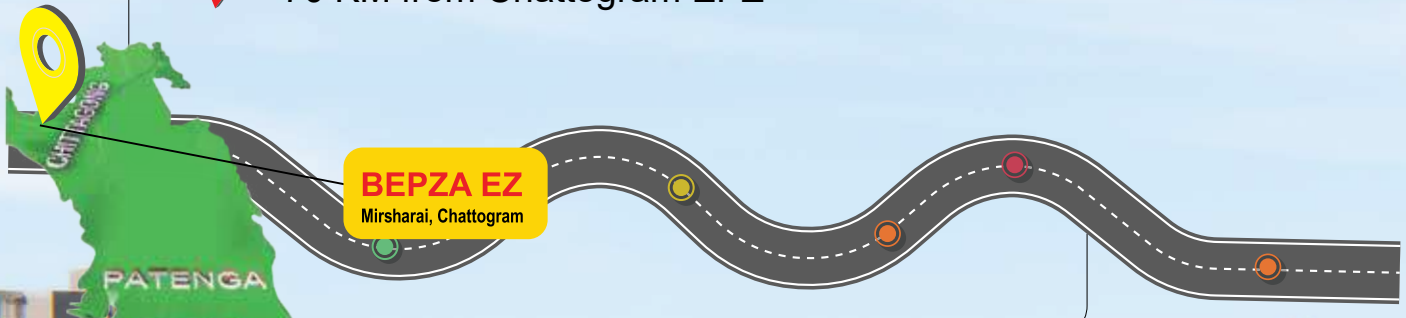
Established

2018

Location
Bangabandhu
Sheikh Mujib
Industrial City ,
Mirsharai,
Chattogram

Key Distance

- 65 KM from Chittagong Sea Port, Chattogram
- 77 KM from Shah Amanat International Airport, Chattogram,
- 70 KM from Chattogram EPZ



Future view of BEPZA Economic Zone

Quick Look



Zone Area **1150** acres

45 Nos. of 6 storied SFB having each floor 3100 sqm



Proposed Industrial Plot **539**
(Aporoximately **3600** sqm each)

Expected Data

Investment US \$ **4.5** Billion

Employment **0.5** Million

Industries **300-350**

First Phase Ready for Investment

ZONE AREA
360 ACRES

NUMBER OF
INDUSTRIAL PLOT
140 NOS

Utility Services



Readily electricity Supply by National Grid Line plus own power generation in future.



Gas supply Karnaphuli Gas Distribution Company



Own water supply network

Attractive Facilities to Investors

2000 single accommodation for foreigners

1000 single accommodation for female executive

Dedicated 10 storied residential facility, Hotel, Investors' Club for valued investors

Power hub with roof top solar system, Incinerator, Water Treatment plant, Central Effluent Treatment Plant

Utilities like electricity, water, gas & effluent network are available

Custom Bond facility with One Stop Service

Sufficient water supply with modern dedicated Eco-friendly rain water harvesting system

Dedicated Fire station, Industrial police as well as BEPZA Security Forces

Rangpur EPZ

Location:

Gobindaganj, Gaibandha

Zone Area:

450 acres

Key Distance

235 kms from Dhaka City Center

87 kms from Saidpur Airport

391 kms from Mongla Port

506 kms from Payra Port

45 kms from Hili Land Port

14 kms from Mahimaganja Railway Station



Jashore EPZ



Location:

Abhaynagar, Jashore

Zone Area:

503 acres

Key Distance

172 kms from Dhaka City Center

85 kms from Mongla Port

232 kms from Payra Port

30 kms from Jashore Airport

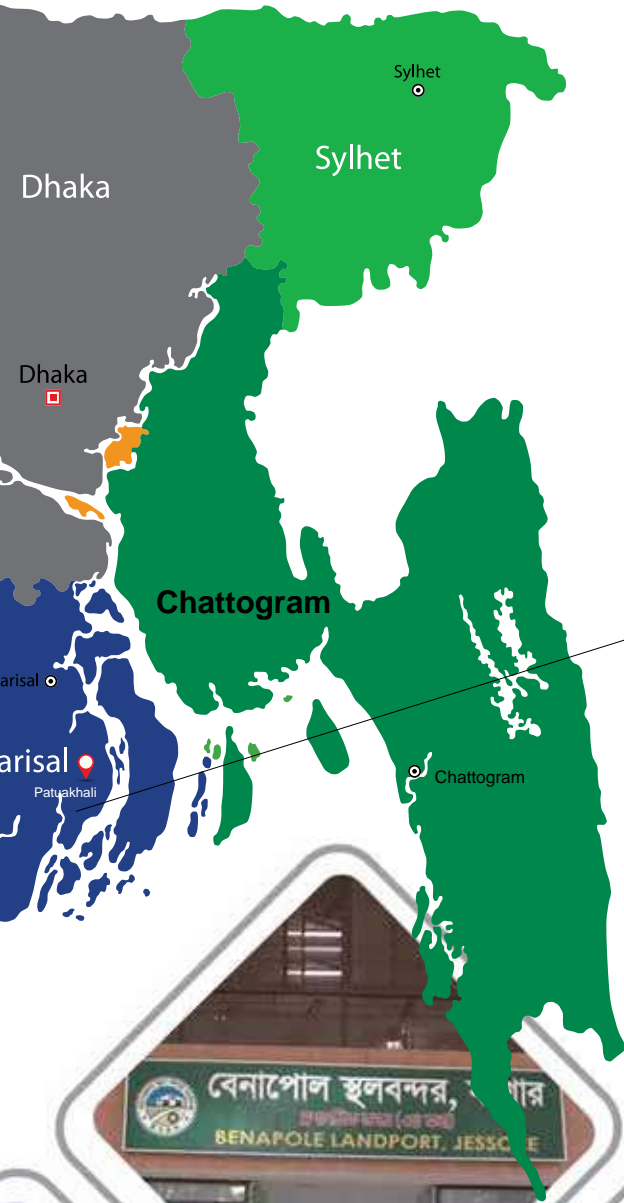
380 kms from Chattogram Port

58 kms from Benapole land Port



Upcoming Three New EPZs

Dream it, Make it.



Patuakhali EPZ

Location:
Patuakhali Sadar & Kalapara
Zone Area:
413 acres

Key Distance

- 228 kms from Dhaka City Center
- 65 kms from Barishal Airport
- 283 kms from Chattogram Port
- 166 kms from Mongla Port
- 32 kms from Payra Port



COUNTRY WISE ENTERPRISE

(Up to June, 2021)

Country	Enterprise	Investment	Employment
	(Nos.)	(US\$ M)	(Nos.)
Bangladesh	146	1,536.34	88,412
South Korea	72	921.10	77,677
China	54	415.13	57,233
Japan	31	531.29	15,642
China(Hong Kong)	27	448.49	34,109
China(Taiwan)	25	358.72	29,945
India	21	172.98	24,032
United Kingdom	18	219.24	21,003
U.S.A.	13	195.53	17,081
Canada	6	151.88	9,293
Sri Lanka	6	177.43	18,200
Malaysia	5	35.52	3,035
Netherland	5	53.14	5,786
Germany	4	37.13	2,814
British Virgin Islands	3	112.63	11,798
Indonesia	3	21.63	1,081
Pakistan	3	35.03	4,829
Singapore	3	46.72	2,768
Spain	2	5.01	250
Belgium	1	11.65	438
Cayman Island	1	18.69	398
France	1	10.11	93
Ireland	1	14.33	1,979
Australia	1	3.12	75
Italy	1	12.75	4
Malta	1	6.59	11
Marshal island	1	22.08	495
Mauritius	1	3.42	4,198
Romania	1	18.46	4,221
Thailand	1	0.23235	-
Turkey	1	1.58	3
U. A. E.	1	1.21	734
Ukraine	1	7.06	568
Denmark	-	8.04	-
Saint Kitts and Nevis	-	10.39	-
Oman	-	-	-
Sweden	-	0	-
Total	461	5,630.63	4,38,205

PRODUCT WISE ENTERPRISE

(Up to June, 2021)

Product	Enterprise	Investment	Employment
	(Nos.)	(US\$ M)	(Nos.)
Garments	140	2,334.63	272,957
Garment Accessories	89	734.76	16,286
Miscellaneous	36	185.97	19,623
Textile	33	728.24	24,047
Knitting & other Textile pdt.	25	333.57	17,672
Footwear & Leather goods	24	319.52	37,414
Electronics & Electrical goods	21	174.66	4,028
Tent	14	162.83	19,273
Plastic goods	13	96.66	4,402
Service Oriented Industries	10	55.14	1,079
Metal Products	9	40.17	1,170
Terrytowel	8	28.92	2,245
Chemical & Fertilizer	6	32.10	173
Agro Poducts	6	4.01	17
Caps	5	70.79	6,257
Jute Products	5	33.55	872
Luggage	5	10.68	3,351
Paper Products	3	4.72	139
Furniture	2	33.24	1,167
Power Industry	2	136.48	190
Toys	2	56.94	4,438
Yarn	2	9.51	247
Fishing Reel & Golf Equipment	1	43.52	1,158
Total :	461	5630.63	438,205





বাংলাদেশের
সুবর্ণজয়ন্তী
Bangladesh



Financial

Accounts Analysis

Financial Statement

Balance Sheets

Financial Ratios

EBITDA Analysis

Observation

ACCOUNTS ANALYSIS



1.1 Brief description Financial Management

The eight EPZs of BEPZA are managed as separate operational units and each EPZ deals directly with its clients, issues the rental bills and monitors its payment. BEPZA's accounting system and financial statements clearly separate both income and costs from the EPZs and it provides ample information for an in-depth financial analysis. Each EPZ has a General Manager responsible for the site's performance, income, costs and maintenance.

BEPZA's income is collected primarily

through the EPZs who have their own accounting department and manage their clients. Bills are issued monthly for SFB rental and service charges, for land on a quarterly basis. Official payment period for the accounts receivables is 15 days. All expenses related to the site's operation and maintenance is paid directly by the EPZ.

The EPZs annual financial results are then transferred to the BEPZA executive office that prepares audited financial statements. Besides an annual transfer to the National Exchequer, BEPZA is allowed to build up its own financial reserves reflected in its equity.

1.2 Financial Statements

1.2.1 Income and Expenditure Statements

Summaries of the combined income and expenditure statements and balance sheets at zone level are depicted below. Note these financial statements combine both BEPZA Executive Office and the eight EPZs in operation. Detailed information is included in Annex-1.

BEPZA's audited financial statements show that the entity is revenue generating going concern with annual net income 2281.95 million BDT (2021) in spite of the entity is service oriented. The following observation assists in these figures' interpretation.

- International experiences in public entities in other countries (both in the region and elsewhere) suggest that the opportunity cost-of-capitals employed in land values are not accommodated in a public entity's income and expenditure statement. This builds on the assumption that the land pertains to the government and not the entity.
- BEPZA depreciates its assets using actual values (albeit these values do not reflect market prices) which demonstrates a high level of business acumen. This is even more advanced than public entities' financial statement in many other countries. Of salient importance are BEPZA's two income sources and their relative importance to its financial value creation: (1) Rental income from land and SFB; and (2) other income including service charges for utilities, bank interest, and income from shops etc.

BDT TK					
		2018	2019	2020	2021
A.	Income				
	Rental Income:	2,165,074,680	2,271,006,176	2,354,478,293	2,327,123,706
	Land	771,600,459	799,642,836	828,941,971	818,916,519
	SFB	1,386,789,708	1,464,606,934	1,517,529,415	1,499,913,538
	Shopping Centre	6,684,513	6,756,405	8,006,907	8,293,650
	Other Income:	3,148,896,217	3,416,164,519	3,283,341,866	3,730,112,660
	Income from Utility	1,003,770,079	1,059,573,617	1,061,271,769	1,099,604,186
	Bank interest	1,215,991,937	1,218,527,347	1,128,151,747	1,469,748,956
	Income from Water supply	614,649,560	651,618,490	531,605,511	558,777,283
	Miscellaneous	314,484,640	486,445,065	562,312,839	601,982,235
	TOTAL INCOME	5,313,970,897	5,687,170,695	5,637,820,159	6,057,236,365
B.	Costs:				
	Administrative Expenses	1,613,923,011	1,586,093,745	1,659,062,656	1,619,121,614
	Depreciation	1,490,685,918	1,873,769,372	1,571,325,654	1,395,507,821
	TOTAL COSTS	3,104,608,929	3,459,863,117	3,230,388,310	3,014,629,435

C.	Operating Income / before Tax	2,209,361,968	2,227,307,578	2,407,431,849	3,042,606,930
	Taxes	552,340,492	556,826,894	601,857,962	760,651,732
D	Net Income / after Tax	1,657,021,476	1,670,480,683	1,805,573,887	2,281,955,197
	US Dollar				
A.	Income				
	Rental Income	27,063,434	27,035,788	27,699,745	26,748,548
	Land	9,645,006	9,519,558	9,752,258	9,412,834
	SFB	17,334,871	17,435,797	17,853,287	17,240,385
	Shopping Centre	83,556	80,433	94,199	95,329
	Other Income	39,361,203	40,668,625	38,627,515	42,874,858
	Income from Utility	12,547,126	12,613,972	12,485,550	12,639,129
	Bank interest	15,199,899	14,506,278	13,272,373	16,893,666
	Income from Water supply	7,683,119	7,757,363	6,254,182	6,422,727
	Miscellaneous	3,931,058	5,791,012	6,615,445	6,919,336
	TOTAL INCOME	66,424,636	67,704,413	66,327,296	69,623,406
B.	Costs				
	Administrative Expenses	20,174,038	18,882,068	19,518,384	18,610,593
	Depreciation	18,633,574	22,306,778	18,486,184	16,040,320
	TOTAL COSTS		38,807,612	41,188,846	34,650,913
C.	Operating Income / Pre Tax	27,617,025	26,515,566	28,322,728	34,972,493
	Taxes	6,904,256	6,628,891	7,080,682	8,743,123
D	Net Income / After Tax	20,712,768	19,886,675	21,242,045	26,229,370

These income streams' percentage contribution is depicted in the figure next page. The sale of utilities (water, electricity, gas) to the private sector and bank interest (on surplus cash flow position) are as important as rental income.

About half of BEPZA's income is generated with the rent of land and SFB. The other half is derived from other income sources as depicted in the next figure. In general, BEPZA buys the utilities from water and electricity companies and sells it through to the private companies with a 10% Income from utility. In Dhaka and Chattogram EPZ, it generates its own electricity and sells it through to the firms operating in their respective EPZs.

BEPZA has also established private electricity generation and Central Effluent Treatment Plants (CETP), Chattogram EPZ and Dhaka EPZ are clearly forerunners in this development.

Dhaka EPZ is operating a CETP from 2010. It is build operates as a service-oriented industry with a revenue sharing agreement. Chattogram EPZ has selected a local private operator to build, operate and own a CETP, once again with a revenue sharing agreement. In the coming years, it might be interesting to monitor how much financial value accrues to BEPZA and whether this could provide an opportunity for more as a Service Oriented Industry within BEPZA. The figure below provides an analysis of BEPZA's Income and Expenditure account with the next figure depicting the net income (After Tax) 2018-2021.

Development work is in full swing to create industrial plots with adequate infrastructure and utility facilities at BEPZA EZ. As a result, besides investing in BEPZA, huge income will increase. BEPZA has started allocation of industrial plots to the investors. It will make a significant contribution to the national development of the country along with BEPZA.

Figure 1: Breakdown of Income Streams 2018 – 2021

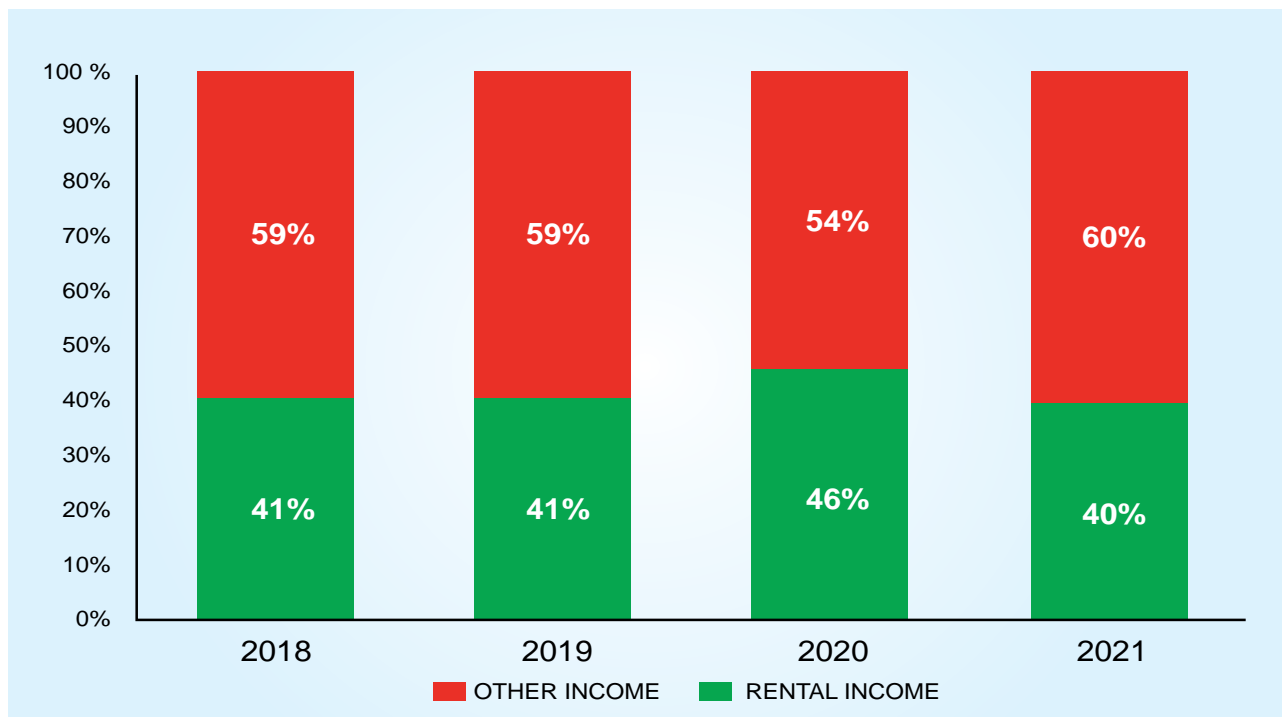
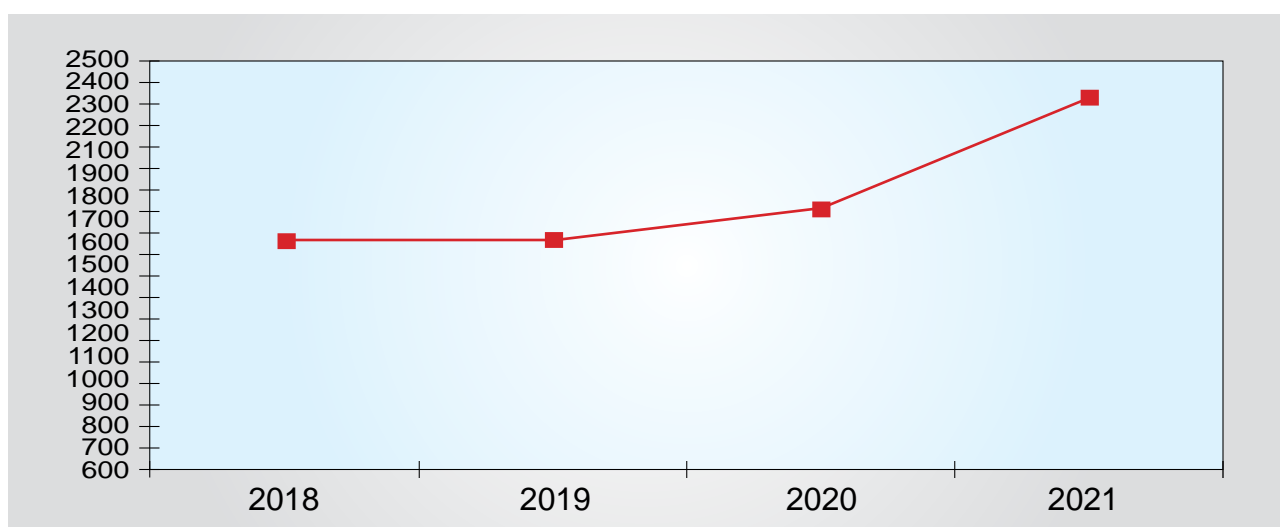


Figure 2: Net Income 2018-2021.....BDT, MN



1.2.2 Balance Sheets

We continue BEPZA's financial analysis with its balance sheet, presented below. The following explanatory notes assist in its interpretation.

- Fixed assets represent book value (i.e., purchase price minus accumulated depreciation) using converted historical prices into actual prices, and include land values, building and equipment.
- Although assets values given appear to be low, BEPZA's valuation is congruent with Bangladeshi accounting principles.
- Depreciation has been applied following reducing balance method at the rates varying from 10%-30% as per Income Tax rules.
- Long term liabilities are included interest free loans from the Government with a 10 years' maturity period.

Table 2.1: Consolidated Balance Sheet BEPZA 2018-2021.					BDT TK
		2018	2019	2020	2021
A. ASSETS					
Fixed Assets		9,645,144,048	9,844,270,898	8,931,478,950	8,386,717,531
Current Assets		19,664,640,612	21,200,765,558	24,067,287,590	25,233,388,284
TOTAL ASSETS		29,309,784,660	31,045,036,456	32,998,766,540	33,620,105,815
B. LIABILITIES					
Long term liabilities		5,721,181,609	5,466,225,609	5,217,189,610	4,578,919,127
Current Liabilities		3,626,855,131	3,869,276,290	5,727,342,459	4,671,858,447
Equity		19,961,747,920	21,709,534,557	22,054,234,471	24,369,328,243
TOTAL LIABILITIES		29,309,784,660	31,045,036,456	32,998,766,540	33,620,105,815

Table 2.2: Consolidated Balance Sheet BEPZA 2018-2021					USD \$
		2018	2019	2020	2021
A.	ASSETS				
	Fixed Assets	120,564,301	117,193,701	105,076,223	96,399,052
	Current Assets	245,808,008	252,390,066	283,144,560	290,038,946
	TOTAL ASSETS	366,372,308	369,583,767	388,220,783	386,437,998
B.	LIABILITIES				
	Long term liabilities	71,514,770	65,074,114	61,378,701	52,631,254
	Current Liabilities	45,335,689	46,062,812	67,380,499	53,699,522
	Equity	249,521,849	258,446,839	259,461,582	280,107,221
	TOTAL LIABILITIES	366,372,308	369,583,767	388,220,783	386,437,998

BEPZA has a solid solvability position comparing its equity with total capital employed (Total Assets). Although the fixed assets' value appears to be low, and does not fully reflect actual market values of land, the financial statements are prepared by a chartered accountant and are congruent with Bangladeshi accounting principles.

1.3 Financial Ratios

It is of note that the value of the fixed assets influences the calculation of the financial ratios. Given that we believe that these values are lower than market values suggest, also the following financial ratios could be distorted. We recognize that the accounting principles used strongly influence balance sheets values and financial ratios. However, this is the case all over the world both in private and public entities.

BEPZA's financial statements are now used to calculate various financial ratios that allow to evaluate BEPZA's profitability and financial soundness as a going-concern. But first it is important to identify the sector' economics as this influences the interpretation of the financial ratios. Typically, an EPZ can be characterized by:

- A relatively high level of fixed assets is needed to offer first class services to international investors. This implies that occupancy levels (percentage of plots rented out) is of critical importance to its financial feasibility. Small variations in occupancy rates have a strong impact on net profit.
- Total income in comparison to total capital employed is low given its high-level investments required to get the EPZ on stream.
- Profit margins tend to be high as the bulk of operating expenditures is off-loaded to private investors. OPEX levels tend to be low in comparison with income levels.

In turn, this results in relatively high operating profits or EBITDA (Earnings before Interest Taxes Depreciation Amortisation).

- Land ownership of the EPZ and its inclusion in its balance sheets influences the calculation of Return on Investment/Equity. Based on international experiences it can be assumed that land values are seldom included in public entities' balance sheets as it belongs to the government. However, BEPZA does include its land values in its fixed assets albeit not at real market values as it is calculated in the next chapter.

Before presenting BEPZA's Financial Ratios. Let us explain them briefly in the table below.

Table 3.1: Explanation Financial Ratios

Return on Investment ROI	Net income as a % of total capital employed. Low risks infrastructural projects typical generate 2-10% ROI. EPZs should generate higher ROI given its explicit link with the private sector.
Return on Equity ROE	Net income as a % of equity employed. This is linked to the project's financing structure, If equity is low (more loans) then financial gearing comes into play. It should exceed ROI.
Profit Margin	Net income as % of total income. Given that management and operation costs for the sites are limited, this % should be high.
Asset Turnover	Total Income divided by Total Assets. EPZs typically have high investment values and this ratio will be low. Range: 0-1
Debt to Value	Total Debt as % of total capital employed. Typically, public entities have low gearing ratios and low long-term liabilities.
Accounts Receivables	Payment term in days. Depends on invoicing and payment policy of the entity

Table 4.1: BEPZA's Financial Ratios 2018-2021

Ratios	Units	2018	2019	2020	2021
Return on Investment	%	6	6	5.47	6.2
Return on Equity	%	8	8	8	8
Profit Margin	%	31	29	32	34
Asset Turnover	#	0.19	0.18	.19	.20
Debt to Value	#	0.32	0.39	.33	.40
Accounts Receivables	Days	32	33	36	36

1.4 EBITDA Analysis

EBITDA is a valuable measurement of an entity's value creation ability and is pivotal in any cash flow analysis, e.g., Internal Rate of Return (IRR) or Net Present Values (NPV) calculations. Total EBITDA and for each EPZ separately is depicted in the figure below. Details are included in Annex 2.

Chattogram, Dhaka, Mongla, Ishwardi, Cumilla, Uttara, Karnaphuli, Adamjee and Executive Office were the main contributors to BEPZA's EBITDA.

Figure 3: EBITDA (Earnings before interest, taxes, depreciation, and amortization) total and per EPZ 2018-2021.

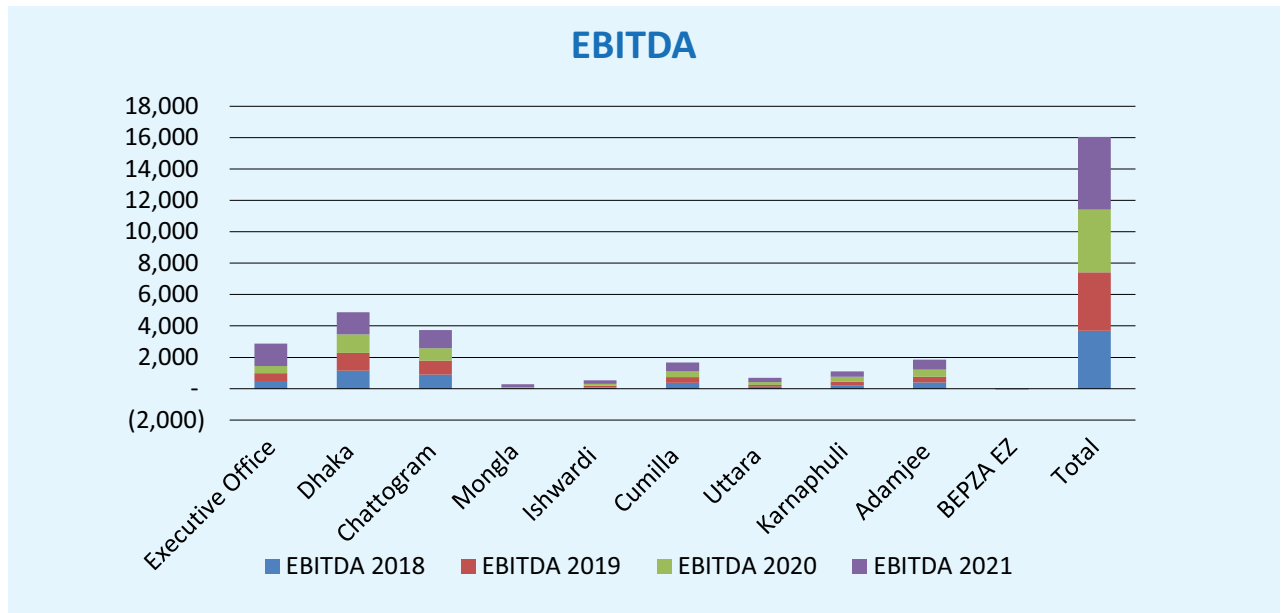
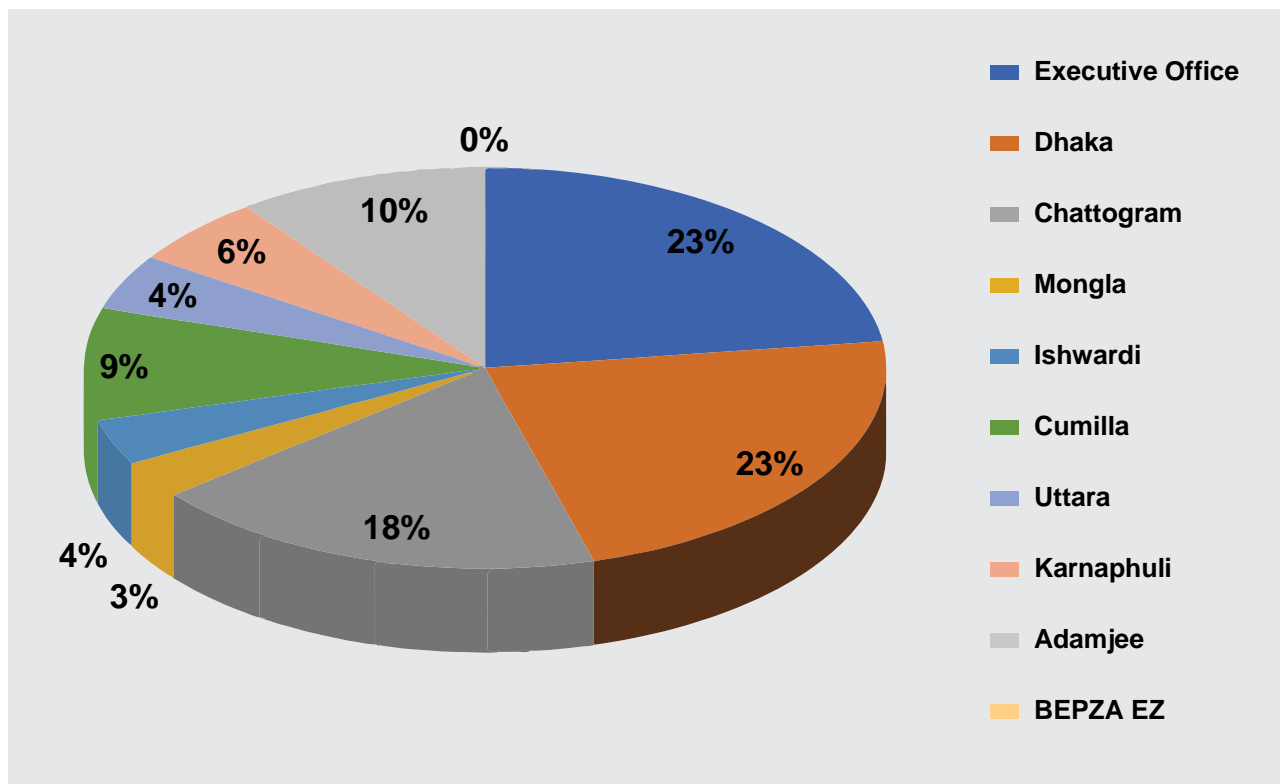


Figure 4: Contribution EPZ to EBITDA 2021- %



Focusing on EBITDA up to year end 30 June 2021 only can now transform each EPZ's contribution into percentages relating it to BEPZA's total EBITDA. This provides with an incisive insight in the percentage contribution of each EPZ. In line with the figure above, it can be seen that Executive Office 23%, Dhaka EPZ contributes 23%, Chattogram 18%, Mongla 3%, Ishwardi 4%, Cumilla 9%, Uttara 4%, Karnaphuli 6%, Adamjee 10% and BEPZA EZ 0% contribute to BEPZA's cash flows through to total EBITDA.

1.5 Observations

The information provided is based on the analysis of BEPZA's audited financial statements 2021, 2020, 2019 and 2018. The accounting principles used determine to a great extent the actual values depicted in the balance sheets. It is believed that fixed assets' market values are higher than the ones depicted in the balance sheet and have included the calculations at a later stage in this report. However, the financial statements were approved by a chartered accountant and congruent with Bangladeshi accounting principles.

We believe that BEPZA's fixed assets values derived from the balance sheets do not entirely reflect actual market prices and this is particularly the case for land. This under valuation of its fixed assets influences the calculation of various financial ratios (e.g., ROI, ROE) which in reality are likely to be lower than calculated.

The eight EPZs are managed as separate business units and each EPZ is responsible for both its own income and expenses. Amalgamated accounts are managed by the Executive Office. BEPZA's audited financial statements show that the entity is a profit-making going concern with annual net profits 2281.95 million BDT (2021).

Of salient importance are BEPZA's two income sources and their relative importance to its financial value creation. i.e.: (1) Rental income from land and SFB; and (2) other income including service charges for utilities, bank interest, and income from shops.



BANGLADESH EXPORT PROCESSING ZONES AUTHORITY (BEPZA)

Statement of Profit or Loss and Other Comprehensive Income

As at 30 June 2021

NOTES	Amount in Taka		
	2021	2020	
A. Income :			
Rental income:	2,327,123,706	2,354,478,293	
Land	818,916,519	828,941,971	
Building	1,499,913,538	1,517,529,415	
Bay shopping centre	8,293,650	8,006,907	
Utilites	1,099,604,186	1,061,271,769	
Bank interest	1,469,748,956	1,128,151,747	
Income from water supply	558,777,283	531,605,511	
Others income	601,982,235	562,312,839	
Total income	6,057,236,365	5,637,820,159	
	15		
B. Expenditure:			
Administrative Expenses	16	1,619,121,614	1,659,062,656
Depreciation	8	1,395,507,821	1,571,325,654
Total expenditure		3,014,629,435	3,230,388,310
Excess of income over expenditure (A-B)		3,042,606,930	2,407,431,849
Provision for taxation		760,651,732	601,857,962
Net Income after tax for the year		2,281,955,197	1,805,573,887

The accompanying notes form an integral part of this financial statements



Chief Accounts & Finance Officer



Member Finance

Signed as per our annexed report of even date annexed



S. F. Ahmed & Co.
Chartered Accountants

BANGLADESH EXPORT PROCESSING ZONES AUTHORITY (BEPZA)

Statement of Financial Position

As at 30 June 2021

	NOTES	Amount In Taka	
		2021	2020
SOURCE of fund :			
Interest free govt. loan	4	2,337,565,677	2,576,100,677
Project aid		1,168,990	1,168,990
Govt. grant against cyclon damage		20,000,000	20,000,000
Govt. loan	5	293,340,866	293,340,866
KEPZ / AEPZ development fund		1,605,448,899	1,605,448,899
Reserve fund & other reserve	6	321,394,697	589,107,323
Refurbishment project		721,130,178	721,130,178
Retained earnings	7	23,648,198,065	21,465,127,148
Total source of fund		28,948,247,368	27,271,424,081
Application of fund :			
A. Non-current assets :			
Property, plant & equipment	8	8,386,717,531	8,931,478,950
B. Current assets :		25,233,388,284	24,067,287,590
Work-in-progress	9	2,610,648,333	1,993,426,523
Accounts receivable	10	1,968,607,735	1,868,449,080
Advance, deposits & pre-payments	11	19,134,498,181	18,558,533,691
Cash & cash equivalents	12	1,519,634,035	1,646,878,296
C. Current liabilities :		4,671,858,447	5,727,342,459
Liabilities for expenses	13	20,287,640	73,567,847
Liabilities for other finance	14	3,890,919,074	5,051,916,650
Provision for taxation	17	760,651,732	601,857,962
D.Net current assets (B-C)		20,561,529,837	18,339,945,131
Net assets (A+D)		28,948,247,368	27,271,424,081

The accompanying notes form an integral part of this financial statements



Chief Accounts & Finance Officer

Signed in terms of our report of even date annexed.



Member of Finance



S. F. Ahmed & Co.
Chartered Accountants

Dated, Dhaka

Annex 2 EBITA Statement

Table - 1 : EPZs Breakdown of Income 2021- BDT, USD and Percentage Breakdown of Income 2021 ending 30th June

BD TK											
Income	BEPZA	Dhaka EPZ	Chattogram EPZ	Mongla EPZ	Ishwardi EPZ	Cumilla EPZ	Uttara EPZ	Karnaphuli EPZ	Adamjee EPZ	BEPZA EZ	Total
Rental Income	4,587,144	481,018,658	471,766,869	132,200,440	151,771,840	338,214,587	144,900,480	253,832,125	348,831,563	-	2,327,123,706
Service Charge	-	372,009,924	313,614,745	9,902,805	33,457,118	82,148,968	53,635,720	124,809,510	109,669,735	355,661	1,099,604,186
Water Supply	-	479,200,436	-	15,998,263	18,917,651	41,473,706	36,012,989	(92,025,259)	59,199,497	-	558,777,283
Misc.	1,436,757,636	7,111,120	17,161,218	852,172	1,415,046	2,019,379	1,443,237	2,020,481	968,667	-	1,469,748,956
Others Income	(28,362,849)	37,212,116	287,243,585	24,838,318	18,480,537	88,140,030	33,760,655	43,084,331	96,705,840	879,671	601,982,235
Total 2021	1,412,981,930	1,376,552,253	1,089,786,417	183,791,998	224,042,193	551,996,670	269,753,082	331,721,188	615,375,302	1,235,332	6,057,236,365

\$ USD											
Income	BEPZA	Dhaka EPZ	Chattogram EPZ	Mongla EPZ	Ishwardi EPZ	Cumilla EPZ	Uttara EPZ	Karnaphuli EPZ	Adamjee EPZ	BEPZA EZ	Total
Rental Income	52,726	5,528,950	5,422,608	1,519,545	1,744,504	3,887,524	1,665,523	2,917,611	4,009,558	-	26,748,548
Service Charge	-	4,275,976	3,604,767	113,825	384,565	944,241	616,503	1,434,592	1,260,572	4,088	12,639,129
Water Supply	-	5,508,051	-	183,888	217,444	476,709	413,942	(1,057,762)	680,454	-	6,422,727
Misc.	16,514,456	81,737	197,255	9,795	16,265	23,211	16,589	23,224	11,134	-	16,893,666
Others Income	(326,010)	427,725	3,301,650	285,498	212,420	1,013,104	388,054	495,222	1,111,561	10,111	6,919,336
Total 2021	16,241,172	15,822,440	12,526,281	2,112,552	2,575,198	6,344,789	3,100,610	3,812,887	7,073,279	14,199	69,623,406

% Percentage											
Income	BEPZA	Dhaka EPZ	Chattogram EPZ	Mongla EPZ	Ishwardi EPZ	Cumilla EPZ	Uttara EPZ	Karnaphuli EPZ	Adamjee EPZ	BEPZA EZ	Total
Rental Income	0	35	43	72	68	61	54	77	57	0	38
Service Charge	0	27	29	5	15	15	20	38	18	0	18
Water Supply	0	35	0	9	8	8	13	(28)	10	0	9
Misc.	100	3	28	14	9	16	13	14	16	0	34
Total 2021	100	100	100	100	100	100	100	100	100	100	100

BDT											
Expenses	BEPZA	Dhaka EPZ	Chattogram EPZ	Mongla EPZ	Ishwardi EPZ	Cumilla EPZ	Uttara EPZ	Kamaphuli EPZ	Adamjee EPZ	BEPZA EZ	Total
Salaries & Allow	180,598,514	130,230,854	112,738,406	50,699,786	58,045,223	63,825,530	52,900,078	67,987,304	82,971,115	13,150,928	813,147,738
Welfare & benefit	148,909,892	14,989,345	13,346,696	5,637,781	7,312,595	7,733,406	5,873,338	7,902,254	8,734,629	1,795,623	222,235,559
Rent, rates, taxes & Expenses	253,286,062	7,536,632	9,405,612	3,558,049	4,362,170	4,821,991	3,780,971	6,409,070	5,046,561	3,778,034	301,985,151
Contingencies	7,838,248	9,506,151	3,748,391	1,114,848	1,811,583	1,869,895	532,646	588,218	3,442,566	29,344	30,481,890
Repair & Main	20,239,618	35,048,741	37,535,997	15,497,403	30,224,866	18,913,800	16,752,406	24,370,343	18,049,411	395,962	217,028,548
Other Office exp	30,225,078	427,897	814,247	331,398	492,954	473,168	356,347	427,904	613,828	79,907	34,242,728
Total	641,097,412	197,739,620	177,589,349	76,839,265	102,249,391	97,637,790	80,195,786	107,685,093	118,858,110	19,229,798	1,619,121,614

\$ USD											
Expenses	BEPZA	Dhaka EPZ	Chattogram EPZ	Mongla EPZ	Ishwardi EPZ	Cumilla EPZ	Uttara EPZ	Kamaphuli EPZ	Adamjee EPZ	BEPZA EZ	Total
Salaries & Allow	2,075,845	1,496,906	1,295,844	582,756	667,186	733,627	608,047	781,463	953,691	151,160	9,346,526
Welfare & benefit	1,711,608	172,291	153,410	64,802	84,053	88,890	67,510	90,831	100,398	20,639	2,554,432
Rent, rates, taxes & Expenses	2,911,334	86,628	108,110	40,897	50,140	55,425	43,459	73,667	58,006	43,426	3,471,094
Contingencies	90,095	109,266	43,085	12,814	20,823	21,493	6,122	6,761	39,570	337	350,367
Repair & Main	232,639	402,859	431,448	178,131	347,412	217,400	192,556	280,119	207,464	4,551	2,494,581
Other Office exp	347,415	4,918	9,359	3,809	5,666	5,439	4,096	4,918	7,055	918	393,595
Total	7,368,936	197,739,620	177,589,349	76,839,265	102,249,391	97,637,790	80,195,786	107,685,093	118,858,110	19,229,798	18,610,593

% Percentage											
Expenses	BEPZA	Dhaka EPZ	Chattogram EPZ	Mongla EPZ	Ishwardi EPZ	Cumilla EPZ	Uttara EPZ	Kamaphuli EPZ	Adamjee EPZ	BEPZA EZ	
Salaries & Allow	28	66	63	66	57	65	66	63	70	68	
Welfare & benefit	23	8	8	7	7	8	7	7	7	9	
Rent, rates, taxes	40	4	5	5	4	5	5	6	4	20	
Contingencies	1	5	2	1	2	2	1	1	3	0	
Repair & Main	3	18	21	20	30	19	21	23	15	2	
Other Office exp	5	0	0	0	0	0	0	0	1	0	
Total	100	100	100	100	100	100	100	100	100	100	

Annex 2 EBITDA Statement

Table - 1 : EPZs Breakdown of Income 2020- BDT, USD and Percentage Breakdown of Income 2020 ending 30th June

BD TK											
Income	BEPZA	Dhaka EPZ	Chattogram EPZ	Mongla EPZ	Ishwardi EPZ	Cumilla EPZ	Uttara EPZ	Karnaphuli EPZ	Adamjee EPZ	BEPZA EZ	Total
Rental Income	4,030,517	500,735,136	476,216,055	124,155,814	158,181,355	349,051,188	145,684,821	277,165,901	319,257,507		2354478293
Service Charge		356,085,379	322,992,248	8,364,807	26,025,761	93,527,008	45,983,643	102,689,187	105,603,737		1061271768
Water Supply	-	464852959	00000	18204463	14642042	33645283	31224429	-80655000	49691335	-	531605511
Misc.	1,096,737,700	7478322	12382507	1056161	966258	2521489	1985079	3417177	1607052	0000	1128151747
Others Income	(17,810,272)	68646900	207899547	18607620	16869357	34370226	26881856	119310825	87354574	182207	562312839
Total 2021	1,082,957,945	1,397,798,696	1,019,490,357	170,388,865	216,684,773	513,115,194	251,759,828	421,928,090	563,514,205	182,207	5,637,820,159

\$ USD											
Income	BEPZA	Dhaka EPZ	Chattogram EPZ	Mongla EPZ	Ishwardi EPZ	Cumilla EPZ	Uttara EPZ	Karnaphuli EPZ	Adamjee EPZ	BEPZA EZ	Total
Rental Income	47418	5891002	5602542	1460657	1860957	4106485	1713939	3260775	3755971	0	27699745
Service Charge	0	4189240	3799909	98409	306185	1100318	540984	1208108	1242397	0	12485550
Water Supply	0	5468858	0	214170	172259	395827	367346	(948882)	584604	0	6254182
Misc.	12902796	87980	145677	12425	11368	29665	23354	40202	18906	0	13272373
Others Income											
Total 2021	12950214	15637080	9548127	1785662	2350770	5632294	2645623	3560203	5601878	0	59711851

% Percentage											
Income	BEPZA	Dhaka EPZ	Chattogram EPZ	Mongla EPZ	Ishwardi EPZ	Cumilla EPZ	Uttara EPZ	Karnaphuli EPZ	Adamjee EPZ	BEPZA EZ	Total
Rental Income	0	38	59	82	79	73	65	92	67	0	46
Service Charge	0	27	40	6	13	20	20	34	22	0	21
Water Supply	0	35	0	12	7	7	14	(27)	10	0	10
Misc.	100	1	2	1	0	1	1	1	0	0	22
Total	100	100	100	100	100	100	100	100	100	100	100

**Table - 2 : Breakdown of Administrative Expenses 2020- BDT, USD and Percentage
Breakdown of Administrative Expenses (Excluding Depreciation Cost) 2020 ending 30th June**

BDT											
Expenses	BEPZA	Dhaka EPZ	Chattogram EPZ	Mongla EPZ	Ishwardi EPZ	Cumilla EPZ	Uttara EPZ	Karnaphuli EPZ	Adamjee EPZ	BEPZA EZ	Total
Salaries & Allow	182744072	133655337	117021964	51536817	60214598	61433014	56579964	68037755	84020306	11150511	826394338
Welfare & benefit	129262072	15212285	14525923	7241497	7857264	8148415	6498967	8340101	10110912	1156987	208354423
Rent, rates, taxes & Expenses	262097788	9131121	10561280	4402695	4208587	4788217	4514241	6152990	5970676	3731067	315558662
Contingencies	8844101	8633560	9866908	1065158	1914970	3358568	416529	562900	2692125	306497	37661316
Repair & Main	18704096	30073946	62846198	18566977	22066122	65035656	9017984	8466085	11287930	166284	246231278
Other Office exp	18759221	855480	1616004	415442	1175922	391381	694619	552512	338493	63565	24862639
Total	620411350	197561729	216438277	83228586	97437463	143155251	77722304	92112343	114420442	16574911	1659062656

\$ USD											
Expenses	BEPZA	Dhaka EPZ	Chattogram EPZ	Mongla EPZ	Ishwardi EPZ	Cumilla EPZ	Uttara EPZ	Karnaphuli EPZ	Adamjee EPZ	BEPZA EZ	Total
Salaries & Allow	2149930	1572416	1376729	606315	708407	722741	665647	800444	988474	131182	9722286
Welfare & benefit	1615776	178968	170893	85194	92438	95864	76458	98119	118952	13612	2451229
Rent, rates, taxes & Expenses	3276222	107425	124250	51796	49513	56332	53109	72388	70243	43895	3712455
Contingencies	110551	101571	116081	12531	22529	39513	4900	6622	31672	3606	443074
Repair & Main	233801	353811	739367	218435	259601	765125	106094	99601	132799	1956	2896839
Other Office exp	234490	10064	19012	4888	13834	4604	8172	6500	3982	748	292502
Total	7620771	2324256	2546333	979160	1146323	1684179	914380	1083675	1346123	194999	19518384

% Percentage											
Expenses	BEPZA	Dhaka EPZ	Chattogram EPZ	Mongla EPZ	Ishwardi EPZ	Cumilla EPZ	Uttara EPZ	Karnaphuli EPZ	Adamjee EPZ	BEPZA EZ	Total
Salaries & Allow	26	61	68	66	76	56	69	61	72	53	49
Welfare & benefit	20	7	9	8	10	8	8	8	8	5	13
Rent, rates, taxes	42	4	7	7	5	5	7	6	4	32	21
Contingencies	6	4	3	1	2	2	1	1	1	5	4
Repair & Main	4	23	13	17	6	28	14	24	13	5	12
Other Office exp	2	1	0	1	0	1	1	1	1	0	1
Total	100	100	100	100	100	100	100	100	100	100	100

Annex 2 EBITDA Statement

Table - 1 : EPZs Breakdown of income 2019- BDT, USD and Percentage Breakdown of Income 2019 ending 30th June

BD TK											
Income	BEPZA	Dhaka EPZ	Chattogram EPZ	Mongla EPZ	Ishwardi EPZ	Cumilla EPZ	Uttara EPZ	Karnaphuli EPZ	Adamjee EPZ	BEPZA EZ	Total
Rental Income	3,608,168	493,858,336	471,279,405	105,010,723	128,155,713	326,854,388	144,146,516	257,875,921	340,217,006	-	2,271,006,176
Service Charge	-	347,995,275	336,624,724	6,322,890	27,208,890	87,782,331	46,488,459	105,687,869	101,463,179	-	1,059,573,617
Water Supply	-	569,992,288		12,870,148	23,130,525	36,957,903	28,029,612	-79976680	60,614,694	-	651,618,490
Misc.	1,194,280,141	50,581,933	272,391,409	12,447,716	27,827,545	39,164,008	25,530,790	30,933,968	51,642,467	172,435	1,704,972,412
Others Income	(17,810,272)	68646900	207899547	18607620	16869357	34370226	26881856	119310825	87354574	182207	562312839
Total 2021	1197888309	1462427832	1080295538	136651477	206322674	490758631	244195376	314521077	553937347	172435	5,687,170,695

\$ USD											
Income	BEPZA	Dhaka EPZ	Chattogram EPZ	Mongla EPZ	Ishwardi EPZ	Cumilla EPZ	Uttara EPZ	Karnaphuli EPZ	Adamjee EPZ	BEPZA EZ	Total
Rental Income	42,954	5,879,266	5,610,469	1,250,128	1,525,663	3,891,124	1,716,030	3,069,951	4,050,202	-	27035787.81
Service Charge	-	4,142,801	4,007,437	75,273	323,915	1,045,028	553,434	1,258,189	1,207,895	-	12,613,972
Water Supply	-	6,785,622		153,216	275,363	439,975	333,686	-952103	721,604	-	7,757,363
Misc.	14,217,621	602,166	3,242,755	148,187	331,280	466,238	303,938	368,262	614,791	2,053	20,297,291
Total	14260575	17409855	12860661	1626803	2456222	5842365	2907088	3744299	6594492	2053	67,704,413

% Percentage											
Income	BEPZA	Dhaka EPZ	Chattogram EPZ	Mongla EPZ	Ishwardi EPZ	Cumilla EPZ	Uttara EPZ	Karnaphuli EPZ	Adamjee EPZ	BEPZA EZ	Total
Rental Income	0	34	44	77	62	67	59	82	61	0	40
Service Charge	0	24	31	5	13	18	19	34	18	0	19
Water Supply	0	39	0	9	11	8	11	-25	11	0	11
Misc.	100	3	25	9	13	8	10	10	9	100	30
Total 2021	100	100	100	100	100	100	100	100	100	100	100

**Table - 2 : Breakdown of Administrative Expenses 2019- BDT, USD and Percentage
Breakdown of Administrative Expenses (Excluding Depreciation Cost) 2019 ending 30th June**

BDT											
Expenses	BEPZA	Dhaka EPZ	Chattogram EPZ	Mongla EPZ	Ishwardi EPZ	Cumilla EPZ	Uttara EPZ	Karnaphuli EPZ	Adamjee EPZ	BEPZA EZ	Total
Salaries & Allow	169338254	126861545	112901400	48426398	62179886	54765271	50989078	63016514	82628713	5467045	776574104
Welfare & benefit	134128456	15328959	14614777	5717737	8395050	7796028	6263949	7840963	8789437	520918	209396274
Rent, rates, taxes & Expenses	274468563	8893710	11800292	5282921	4174468	4824194	5404360	5862625	5103036	3342612	329156781
Contingencies	37513521	8964799	4994654	988906	1769465	1785183	551949	692976	1579181	491486	59332120
Repair & Main	24584555	47841535	21121125	12217733	4772895	27530329	10230536	24756726	15441924	478262	188975620
Other Office exp	16010662	1186815	450697	880000	153264	1031016	381033	1029971	1509561	25827	22658846
Total	656044011	209077363	165882945	73513695	81445028	97732021	73820905	103199775	115051852	10326150	1586093745

\$ USD											
Expenses	BEPZA	Dhaka EPZ	Chattogram EPZ	Mongla EPZ	Ishwardi EPZ	Cumilla EPZ	Uttara EPZ	Karnaphuli EPZ	Adamjee EPZ	BEPZA EZ	Total
Salaries & Allow	2015932	1510256	1344064	576505	740237	651968	607013	750197	983675	65084	9244930
Welfare & benefit	1596767	182488	173985	68068	99941	92810	74571	93345	104636	6201	2492813
Rent, rates, taxes & Expenses	3267483	105878	140480	62892	49696	57431	64338	69793	60750	39793	3918533
Contingencies	446590	106724	59460	11773	21065	21252	6571	8250	18800	5851	706335
Repair & Main	292673	569542	251442	145449	56820	327742	121792	294723	183832	5694	2249710
Other Office exp	190603	14129	5365	10476	1825	12274	4536	12262	17971	307	269748
Total	7810048	2489016	1974797	875163	969584	1163476	878820	1228569	1369665	122930	18882068

% Percentage											
Expenses	BEPZA	Dhaka EPZ	Chattogram EPZ	Mongla EPZ	Ishwardi EPZ	Cumilla EPZ	Uttara EPZ	Karnaphuli EPZ	Adamjee EPZ	BEPZA EZ	Total
Salaries & Allow	26	61	68	66	76	56	69	61	72	53	49
Welfare & benefit	20	7	9	8	10	8	8	8	8	5	13
Rent, rates, taxes	42	4	7	7	5	5	7	6	4	32	21
Contingencies	6	4	3	1	2	2	1	1	1	5	4
Repair & Main	4	23	13	17	6	28	14	24	13	5	12
Other Office exp	2	1	0	1	0	1	1	1	1	0	1
Total	100	100	100	100	100	100	100	100	100	100	100

Annex 2 EBITDA Statement

Table - 1 : EPZs Breakdown of income 2018- BDT, USD and Percentage Breakdown of Income 2018 ending 30th June

BD TK											
Income	BEPZA	Dhaka EPZ	Chattogram EPZ	Mongla EPZ	Ishwardi EPZ	Cumilla EPZ	Uttara EPZ	Karnaphuli EPZ	Adamjee EPZ	BEPZA EZ	Total
Rental Income	4890093	490751009	509613666	59118729	105154465	306747016	118058099	253666830	317074774	-	2165074680
Service Charge	-	294694830	379532156	4801646	23082082	80134332	40068391	87676153	93780488	-	1003770079
Water Supply	-	482467464	00000	10416105	38773937	30463560	20204826	-3970513	36294181	-	614649560
Misc.	1156995068	64889153	174665234	4864048	8493305	42518348	17277186	15287589	45476688	9959	1530476578
Others Income	(17,810,272)	68646900	207899547	18607620	16869357	34370226	26881856	119310825	87354574	182207	562312839
Total 2021	1161885161	1332802456	1063811056	79200528	175503789	459863256	195608502	352660059	492626131	9959	5313970897

\$ USD											
Expenses	BEPZA	Dhaka EPZ	Chattogram EPZ	Mongla EPZ	Ishwardi EPZ	Cumilla EPZ	Uttara EPZ	Kamaphuli EPZ	Adamjee EPZ	BEPZA EZ	Total
Salaries & Allow	2051281	1558946	1359878	532657	753367	675679	561030	759297	1012997	9717	9274850
Welfare & benefit	2265935	188568	178315	62613	97815	102094	68710	91951	108409	388	3164800
Rent, rates, taxes & Expenses	3351960	100928	127784	58667	51480	52583	82328	71633	67489	39019	4003871
Contingencies	372244	72671	48661	5859	6836	17244	6166	9279	5408	41081	585448
Repair & Main	269967	363490	451836	143973	155162	217477	118659	1069184	90769	223	2880739
Other Office exp	166899	16206	16451	7426	15577	9172	9764	8874	13850	111	264330
Total	8478286	2300809	2182925	811195	1080236	1074249	846657	2010219	1298922	90539	20174038

% Percentage											
Expenses	BEPZA	Dhaka EPZ	Chattogram EPZ	Mongla EPZ	Ishwardi EPZ	Cumilla EPZ	Uttara EPZ	Karnaphuli EPZ	Adamjee EPZ	BEPZA EZ	Total
Salaries & Allow	24	68	62	66	70	63	66	38	78	11	46
Welfare & benefit	27	8	8	8	9	10	8	5	8	0	16
Rent, rates, taxes	40	4	6	7	5	5	10	4	5	43	20
Contingencies	4	3	2	1	1	2	1	0	0	45	3
Repair & Main	3	16	21	18	14	20	14	53	7	0	14
Other Office exp	2	1	1	1	1	1	1	0	1	0	1
Total	100	100	100	100	100	100	100	100	100	100	100

Acronyms and abbreviations

1US\$ = 85.00 Bangladesh Taka (BDT)

1BDT = 0.0117 US\$

WEIGHTS AND MEASURES

1 acre = 0.404 hectare

1 ha = 10,000 m²

ACRONYMS, ABBREVIATIONS AND INITIALS

BEPZA	Bangladesh Export Processing Zones Authority
CAPEX	Capital Expenditures
EBITDA	Earnings Before Interest Taxes Depreciation Amortization
EPZ	Export Processing Zone
IFC	International Financing Cooperation
IRR	Internal Rate of Return
M2	Square meter
M3	Cubic meter
OPEX	Operating Expenditures
PPP	Public Private Partnership
ROE	Return on Equity
ROI	Return on Investment
SFB	Standard Factory Building
TFP	Total Factor Productivity
YEAR	Ended on 30 June



Government of the People's Republic of Bangladesh
Prime Minister's Office
Bangladesh Export Processing Zones Authority



BEPZA Complex, House # 19/D, Road # 6, Dhanmondi, Dhaka-1205
Phone : 88-02-2240160869, 41060870, 41060861, 41060858
PABX: 9613467, 9613459, Fax: 880-02-410608701, 223365545, 223363020
E-mail : info@bepza.gov.bd, chairman@bepza.gov.bd,
member.ip@bepza.gov.bd, ed.pr@bepza.gov.bd, gm.ip@bepza.gov.bd,
Website: www.bepza.gov.bd